

## Excelsior College Exit Survey Results

*(Updated September 2012)*

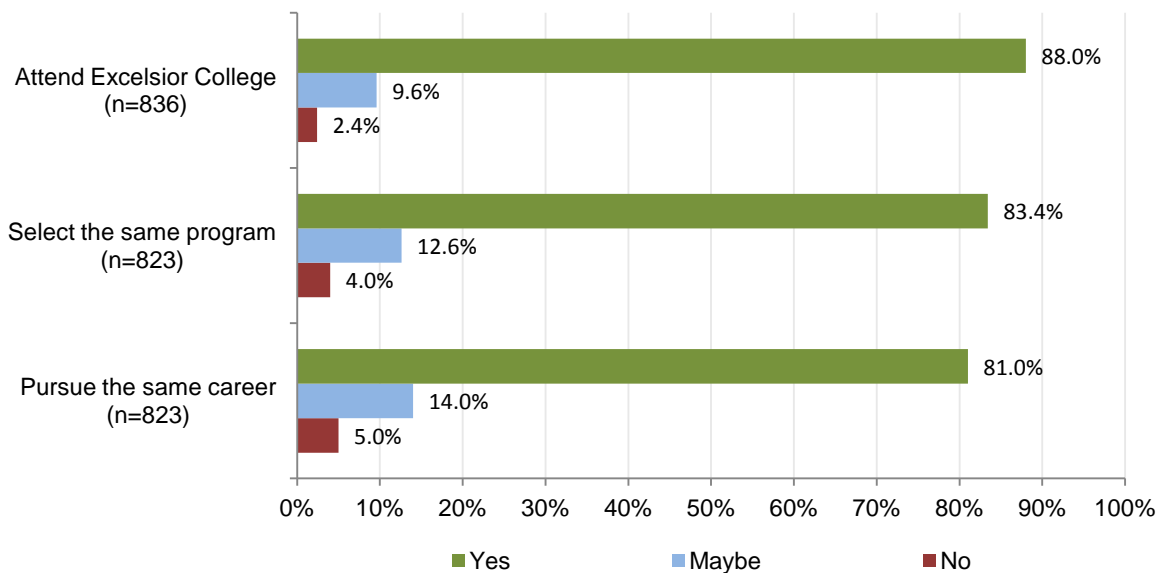
This survey is part of an effort to learn as much as we can about the experiences of our graduates while enrolled at the College. The data we are collecting is very important to the College as we engage in the ongoing process of program review. Alumni feedback is extremely valuable to us as their responses help ensure the quality and continued accreditation of our degree programs.

The exit survey collects information regarding the graduates' current employment status, future educational plans, their achievement of specific goals and Excelsior College's impact on those goals, their level of satisfaction with the College, importance and satisfaction with resources provided at Excelsior College, and their achievement of general education outcomes.

In the last year the survey was sent to 4,040 undergraduates. A total of 969 responded, resulting in a response rate of 24%. Respondents to the survey graduated between July 2011 and June 2012.

### Overall Impression of College, Program and Career

**If you had it to do over again, would you:**



## Employment and Professional Affiliations

### Are you currently employed? (N = 957)

- Yes, full time = 80.6%
- Yes, part time = 8.8%
- No, but seeking employment = 7.2%
- No, and not seeking employment = 2.3%
- Retired = 1.1%

### In what field are you employed? (N = 854)

- Accounting = 1.3%
- Business/Management = 4.0%
- Computer/Information Technology = 4.2%
- Criminal Justice = 1.6%
- Engineering = 1.9%
- Health Care (non-nursing) = 5.7%
- Higher Education = 1.4%
- Human Resources = 1.1%
- Military Service = 29.3%
- Nuclear Engineering Technology = 1.1%
- Nursing = 31.6%
- PreK-12 Education = 3.3%
- Other = 7.4%

The following fields were reported by fewer than 1% of respondents: Communications, computer science, construction, counseling/social work, dentistry, electrical engineering technology, financial services, food services, law, library sciences, life sciences, marketing/sales, physical sciences, public administration, religious ministry, research (health science), research (social science), and visual/performing arts.

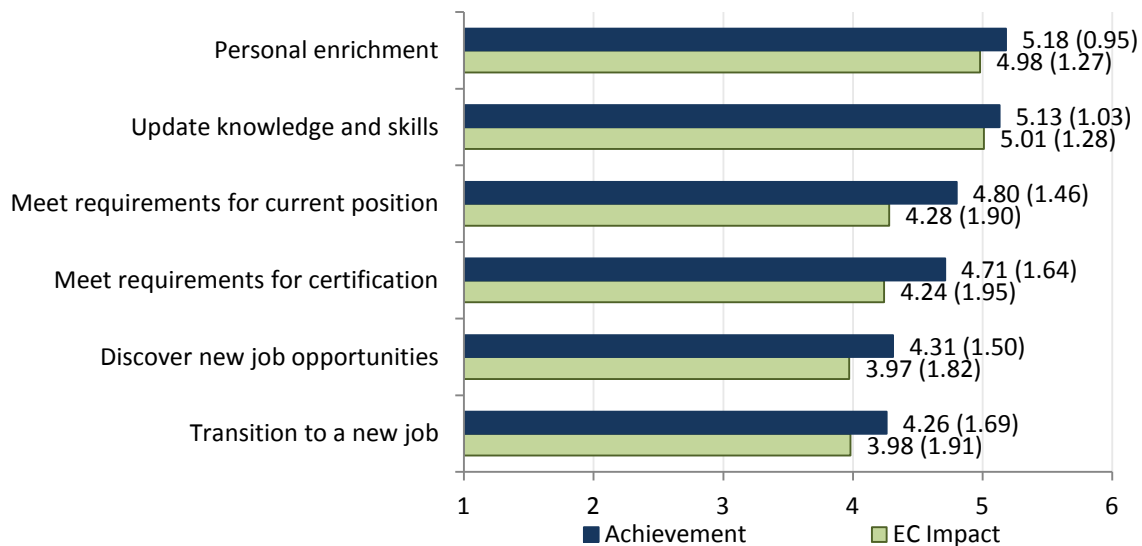
## Future Educational Plans

**Are you planning or considering enrollment in any educational program after completing your Excelsior College degree? (N = 954)**

- No = 13.7%
- Yes, a bachelor's program = 35.4%
- Yes, a certificate program = 3.9%
- Yes, graduate courses = 4.8%
- Yes, a master's program = 38.4%
- Yes, a doctoral program = 1.3%
- Other = 2.5%

## Career and Educational Goals

**Please indicate how much you have achieved each goal and how much Excelsior College impacted your achievement. (n=529-802)**



Likert scale: Achievement: 1 = Not achieved, 6 = Completely achieved

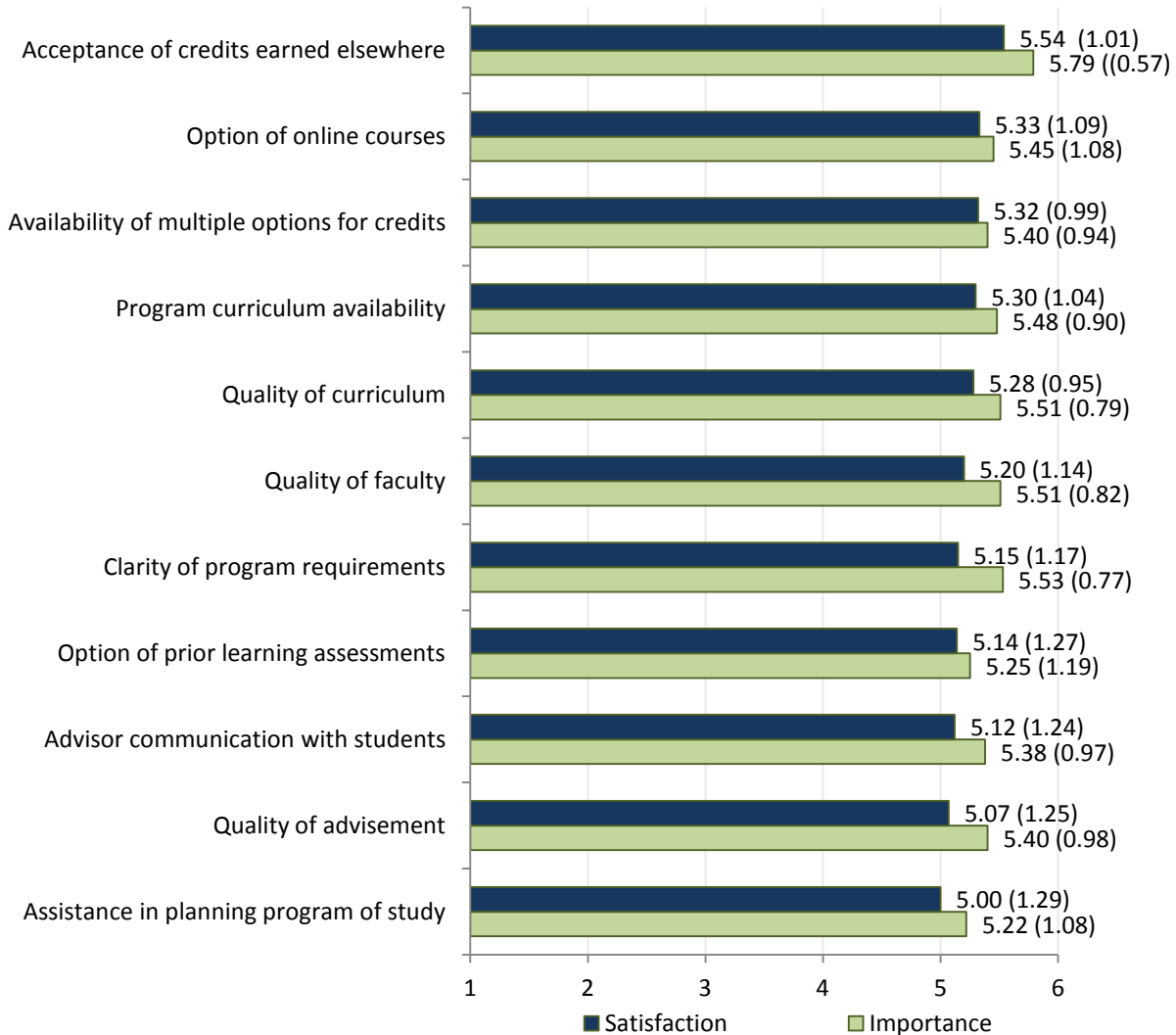
Likert scale: Excelsior College Impact: 1 = No impact, 6 = Great impact

Means are provided (Standard Deviations are in parenthesis)

## Resources from Excelsior College

Please indicate how **important** each resource/service was to you and how **satisfied** you were with the option. Items rated by fewer than 50% of respondents are not included.


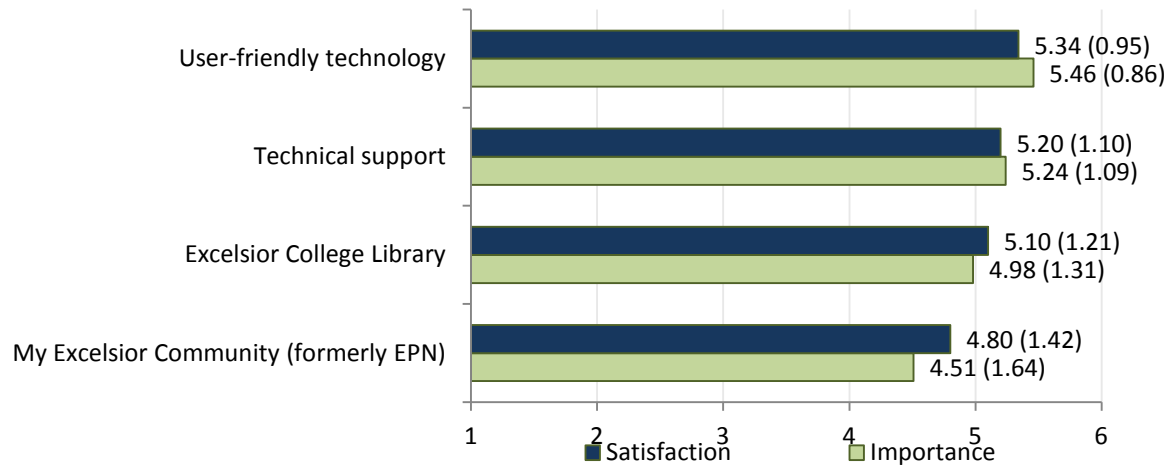
### Items related to Academic Experience:



Likert scale: Satisfaction: 1 = Not at all satisfied, 6 = Very satisfied

Likert scale: Importance: 1 = Not at all important, 6 = Very important

Means are provided (SD are in parenthesis)

**Items related to Excelsior College exams:**

**Items related to Other Support Services:**


Likert scale: Satisfaction: 1 = Not at all satisfied, 6 = Very satisfied

Likert scale: Importance: 1 = Not at all important, 6 = Very important

Means are provided (SD are in parenthesis)

## General Education Outcomes

**Please indicate the degree to which you believe you have achieved each of these outcomes:**

(N = 799-812)

Statement	Achievement*	
	Mean	SD
Read analytically and critically in a range of fields	5.07	1.03
Write clear, grammatically correct and effective prose	5.08	1.07
Think critically in making judgments	5.27	0.90
Identify and pose solutions to problems	5.20	0.93
Develop cohesive arguments using supporting evidence	5.10	1.09
Interpret events from more than one perspective	5.15	1.05
Explain the role of culture in shaping diverse societies	4.98	1.13
Identify elements of artistic and creative expression	4.60	1.37
Apply knowledge of mathematics in different contexts	4.47	1.45
Apply knowledge of the natural sciences in different contexts	4.76	1.31
Demonstrate an awareness of the ethical implications of actions	5.17	1.03
Demonstrate competence in information literacy	5.26	0.93

\*Likert scale: 1 = Not at all achieved, 6 = Completely achieved

SD = Standard Deviation

**Would you recommend Excelsior College to a friend or colleague interested in an educational degree?**

(N = 842)

- Yes = 96.6%
- No = 3.4%