



**Report of Survey Results:**

**1-Year Survey**

**Bachelor's Degree in Nursing**

**Report Generated: 2/14/2022**

**For All Graduates between July 1, 2019 and June 30, 2020**

## Table of Contents

<i>General Information</i> .....	1
<i>1-Year Survey Results</i> .....	2
Sample.....	2
Employment and Professional Affiliations.....	2
Future Educational Plans.....	10
Military Advancement and Civilian Life.....	12
Career and Educational Goals.....	13
Bachelor’s Degree in Nursing Program Outcomes.....	14
Overall Impression of College, Program, and Career.....	15
Open-Ended Items.....	16

## General Information

This report presents results from the one-year survey.

**One-year Survey:** The one-year survey collects information regarding the graduates' satisfaction with Excelsior College, their future educational plans, current educational, employment, and income status, achievement of program outcomes, and the impact that the educational process has had on career and educational goals. The survey also solicits graduates' perceptions of program strengths and suggestions for change, as well as the most important impact earning an Excelsior College degree has had on their lives.

Questions related to the survey or to the design and production of this report may be addressed to the Director of Institutional Effectiveness.

**Interpreting Results:** Care should be taken in interpreting survey results. Survey results can be affected by self-selection bias, in which persons with certain characteristics or opinions are more likely to respond. Particular caution should be taken when the numbers of responses are small because results may be skewed.

Please consider the following guidelines when interpreting survey data:

Means: When results are expressed in a chart or table of means, please note the range of values and their meanings, which are listed in a footnote below the chart or table. In general, mean values of 4 or higher on a 6-point Likert scale are considered positive. Similarly, a mean value of 5 or higher is considered positive on a 7-point scale. Throughout the report, means are calculated only for Likert-type items that received five or more responses.

Standard deviations: Wherever mean values are presented, please also consider the standard deviations (SD) that accompany them. Standard deviation is a measure of variability in the response to a survey item, such that a small SD indicates less variation (more agreement) among respondents.

Frequency tables: As noted above, means are calculated only for Likert-type items that received five or more responses. If fewer than five were received, responses will be displayed in frequency tables, with a numerical count provided for each response. Where charts display survey items in pairs (such as ratings of program outcomes), both items will be displayed in a frequency table if either received fewer than five responses.

### Notes:

The graduation dates appearing on the cover of this report represent the requested report period. The dates appearing in the Sample section on page 2 indicate the range of graduation dates among actual survey respondents.

The following symbol may appear in this report:

- ^ Denotes that one or more survey items displayed in a chart or table expired during the report period and so were not asked of all respondents. An explanatory footnote to this effect has been included beneath charts and tables where this symbol may appear.

# 1-Year Survey Results

## Sample

The exit survey was sent to 143 graduates. A total of 4 responded, resulting in a response rate of **2.8%**. Respondents to the survey graduated between July 1, 2019 and June 30, 2020.

### Gender: (N = 4)

- Female 100.0%

### Ethnicity: (N = 4)

- Black or African American 25.0%
- Hispanic 25.0%
- White 50.0%

## Employment and Professional Affiliations

### Are you currently employed? (N = 4)

- Yes, full time 100.0%

### Are you currently working in a field related to the degree you earned at Excelsior College? (N = 4)

- Yes 100.0%

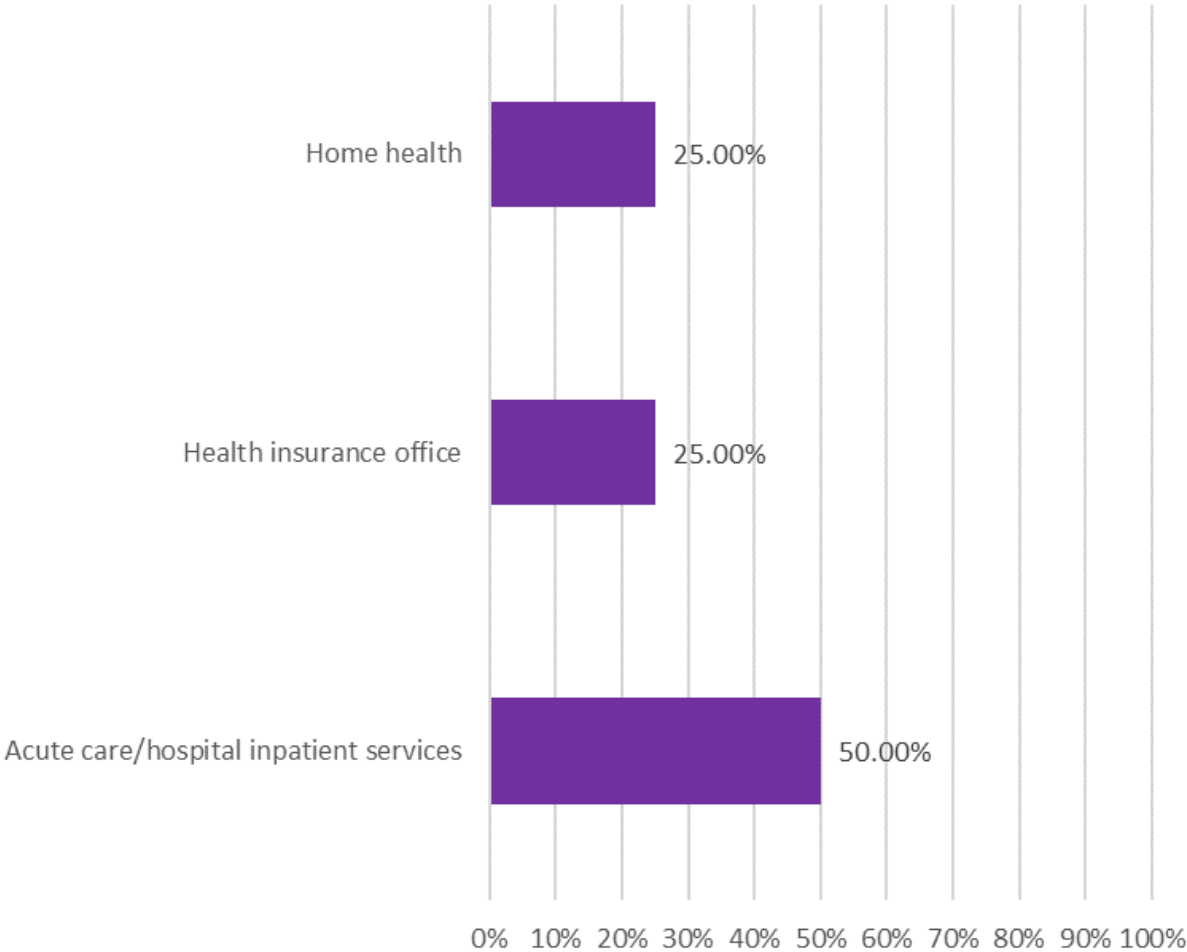
### Are you currently employed in a position that requires a B.S. in Nursing? (N = 4)

- Yes 75.0%
- No 25.0%

Those who are not employed in a position requiring a B.S. in Nursing listed the following reasons:

- They don't care and does not pay extra

In which of the following health care settings do you currently work? (N = 4)



Those who classified their work settings in the "Other" category listed the following health care settings:

-

**Which best describes the nature of your current work? (N = 4)**



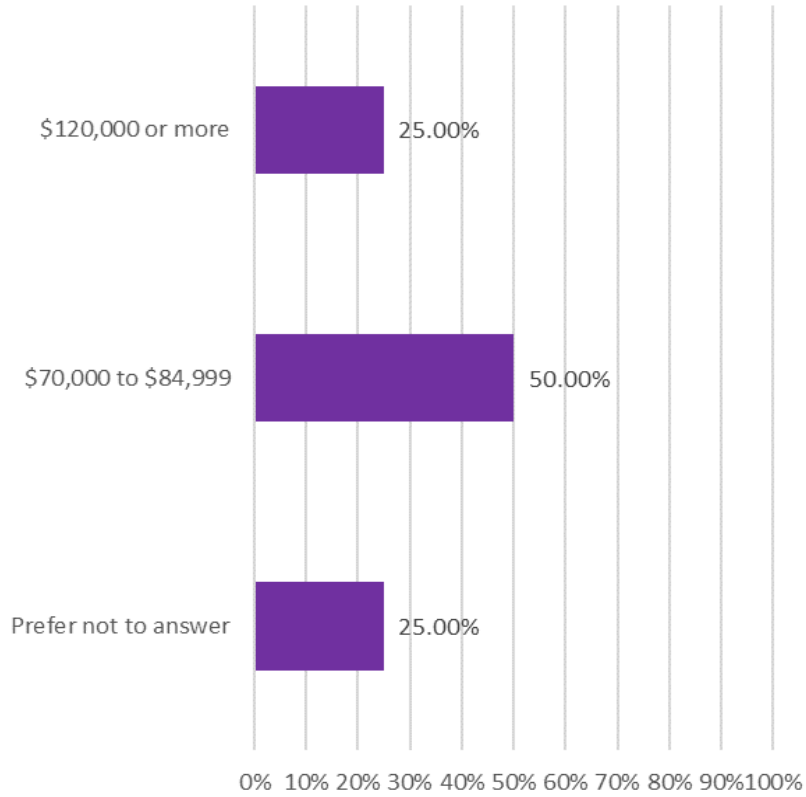
Those who described the nature of their work in the “Other” category listed the following roles:

- 

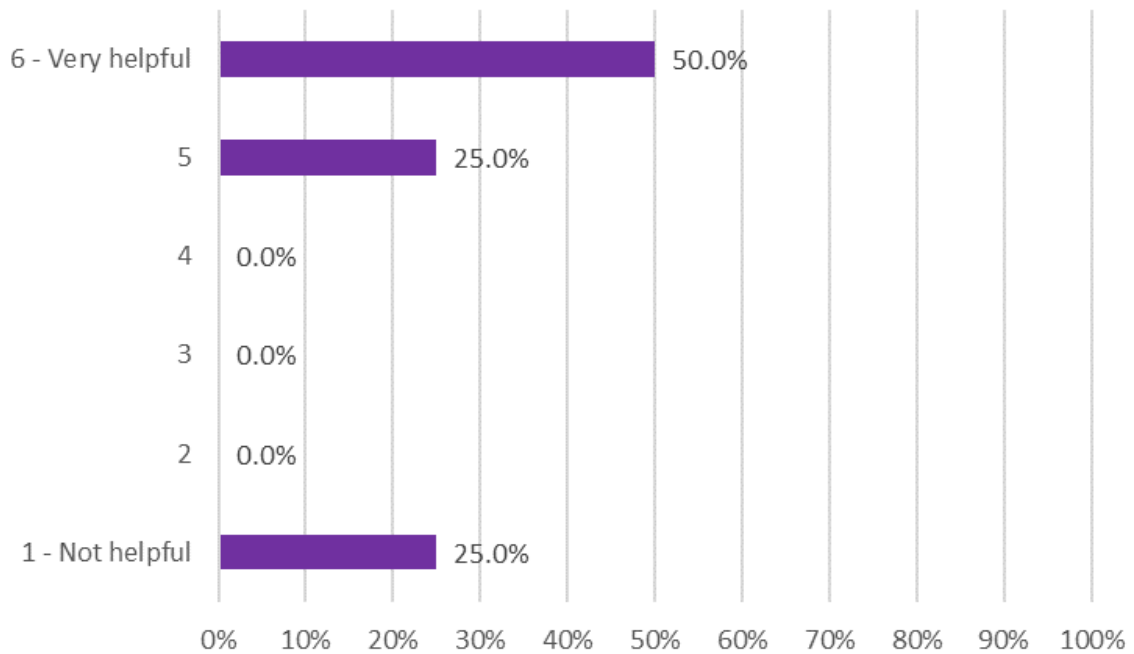
**Which geographic location best describes where you currently work? (N = 4)**

- Rural area 25.0%
- Suburban area 50.0%
- Urban area 25.0%

**In which of the following ranges does your annual personal income fall? (N = 4)**



**To what extent has your Excelsior College degree been helpful in advancing your career? (N = 4)**

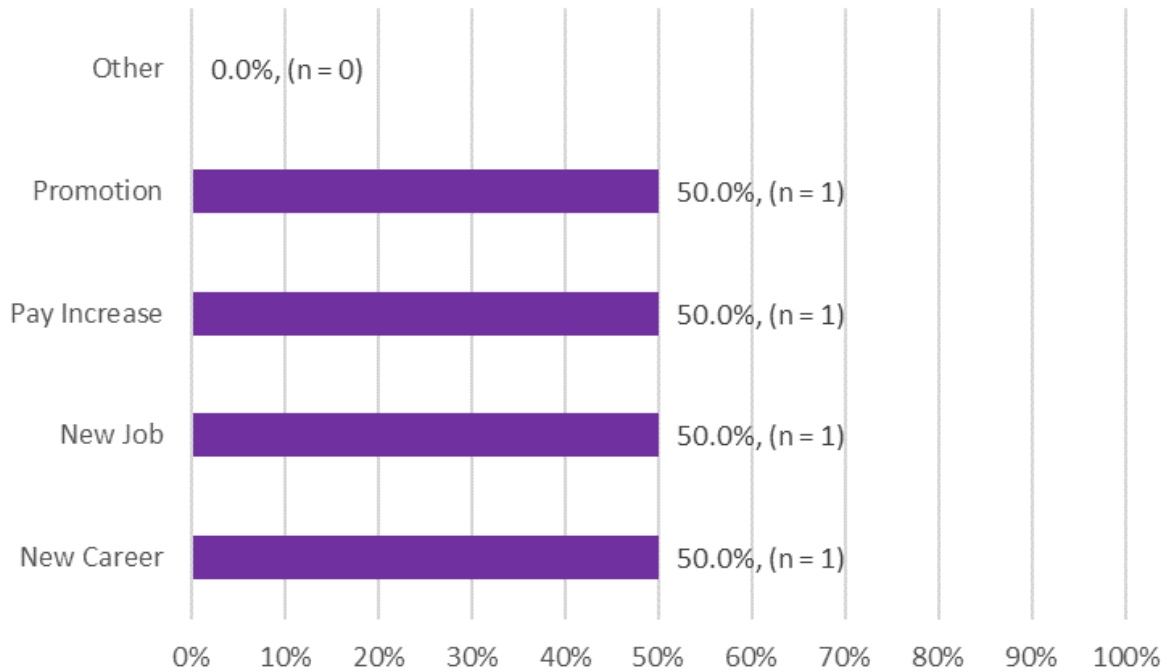


Note: Response options ranged from 1 = not helpful, to 6 = very helpful.

**Has earning your Excelsior College degree led to a career advancement and/or pay increase? (N = 4)**

- Yes 50.0%
- No 50.0%

**In what ways has your degree benefited you?**



Note: Graduates may select more than one response option, so the total of all percentages above may exceed 100%.

Those who selected "Other" reported the following types of career advancement:

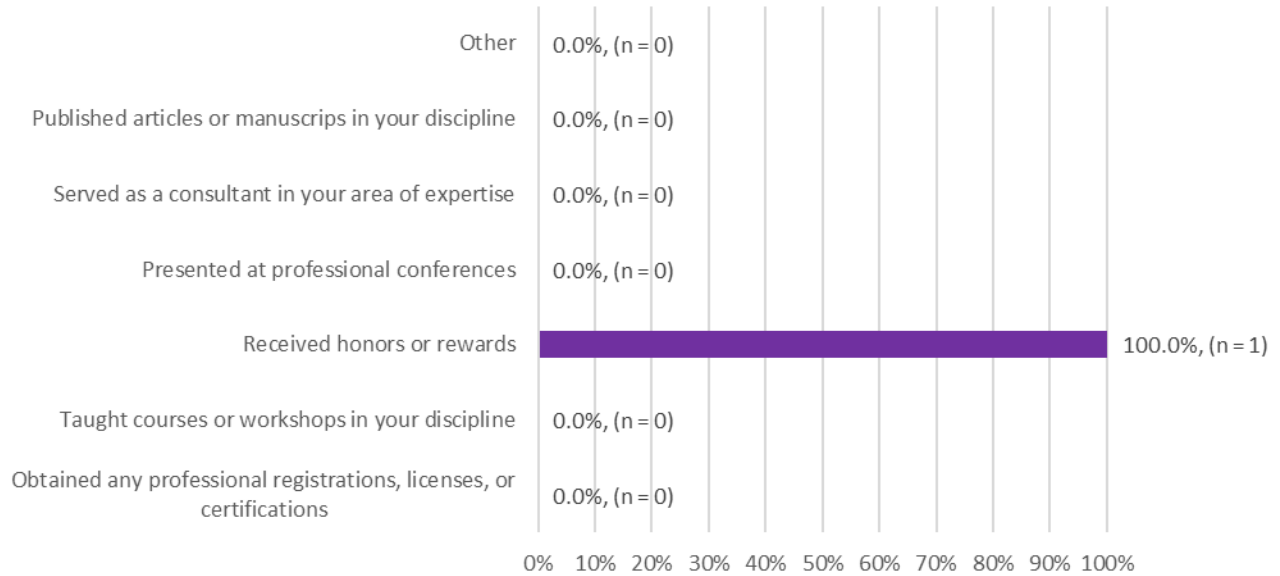
-



Since receiving your Excelsior College degree, have you been recognized for your expertise? (N = 4)

- Yes 25.0%
- No 75.0%

In what ways have you been recognized for your expertise?



Note: Graduates may select more than one response option, so the total of all percentages above may exceed 100%.

Those who selected “Other” reported the following types of recognition:

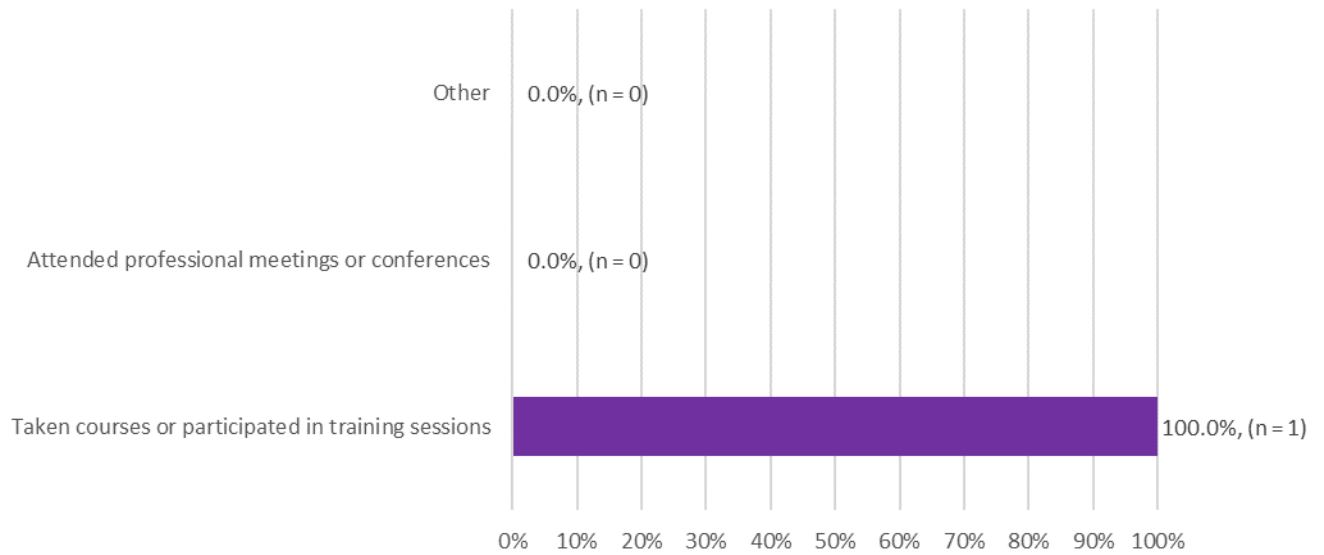
- 

Since receiving your Excelsior College degree, have you pursued further professional education?

(N = 4)

- Yes 25.0%
- No 75.0%

### Which types of education have you pursued?



Note: Graduates may select more than one response option, so the total of all percentages above may exceed 100%.

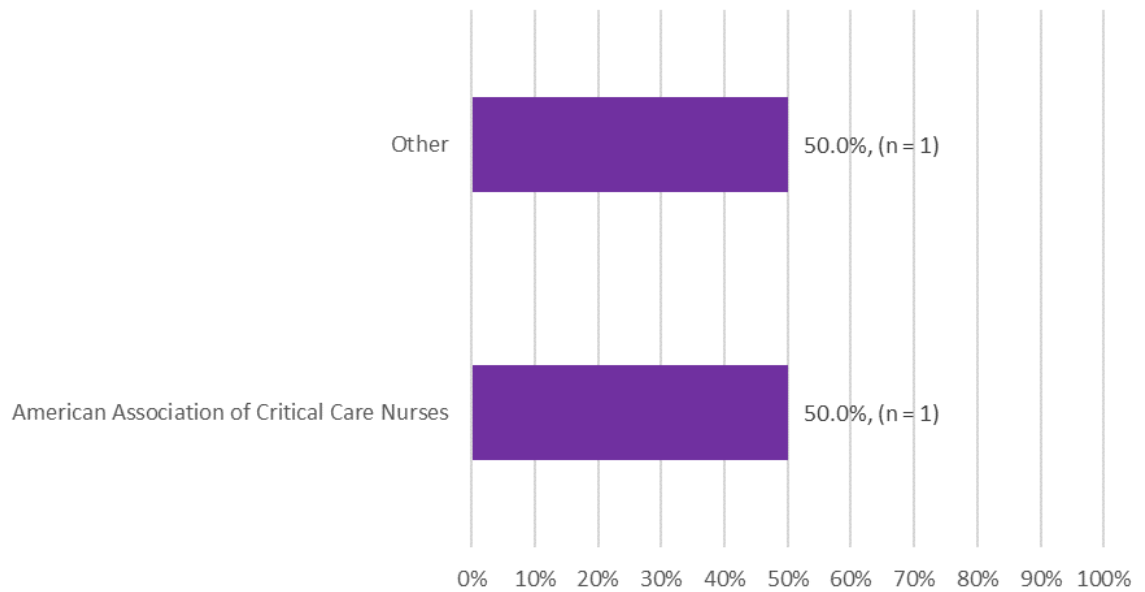
Those who selected "Other" reported the following types of professional education:

- 

### Are you a member of any professional organizations? (N = 4)

- Yes 50.0%
- No 50.0%

**In which of the following professional organizations are you a member?**



Note: Graduates may select more than one organization, so the total of all percentages above may exceed 100%.

Graduates also reported membership in the following organizations:

-

## Future Educational Plans

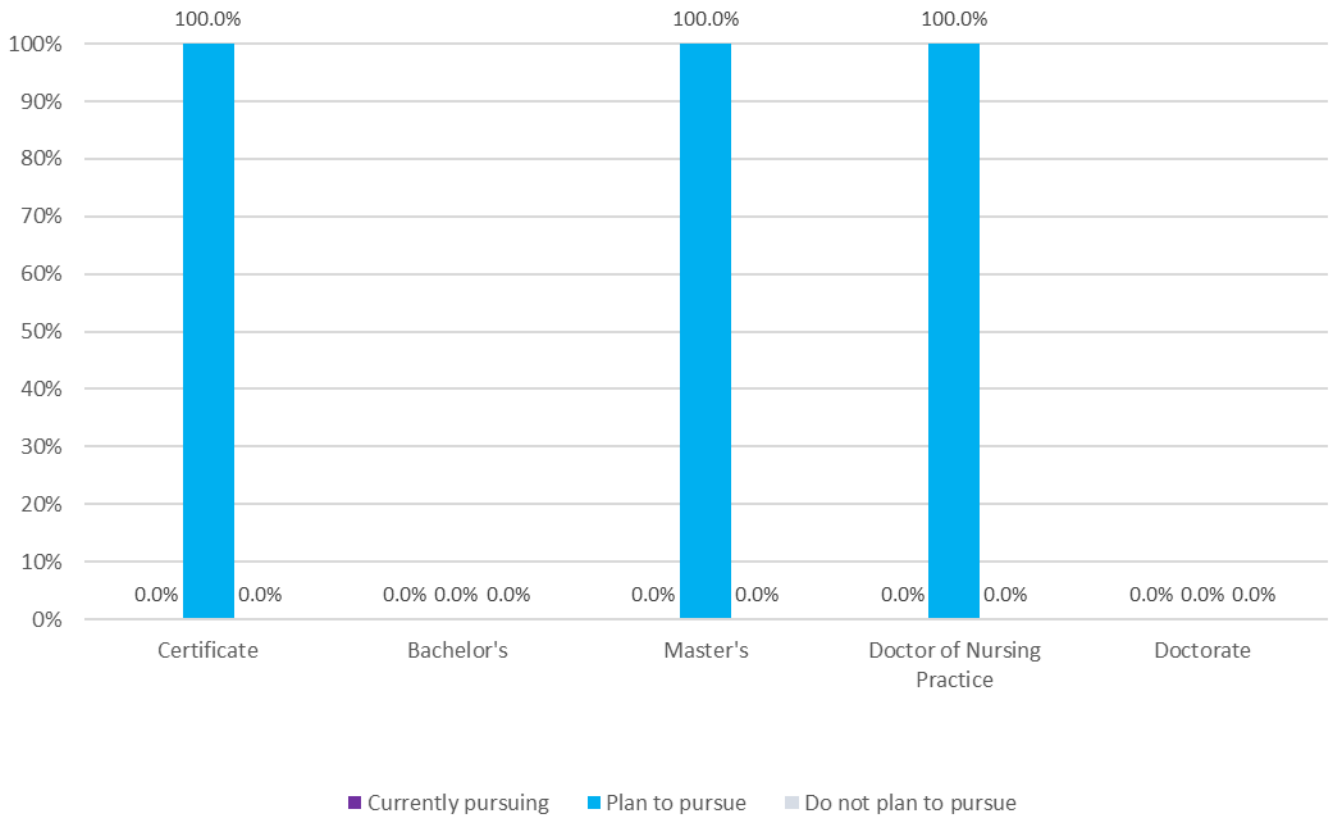
**Do you have plans to seek additional education? (N = 4)**

- Yes 50.0%
- No 50.0%

**How well prepared do you feel to continue your education? (N = 2)**

- Very well 0.0%
- Well 50.0%
- Somewhat well 50.0%
- Somewhat poorly 0.0%
- Poorly 0.0%
- Very poorly 0.0%

**Please indicate whether you hold, are currently pursuing, plan to pursue, or do not plan to pursue each of the degrees listed below.** (Bachelor's n = 0; Certificate n = 1; Master's n = 2; Doctor of Nursing Practice (DNP) n = 1; Doctorate n = 0)



**If you are currently pursuing a degree or certificate, is it at Excelsior College? (N = 0)**

- Yes 0.0%
- No 0.0%

Those graduates that chose not to pursue their degree or certificate at Excelsior College gave the following reasons:

-

## **Military Advancement and Civilian Life**

**Have you ever served in the armed forces? (N = 4)**

- I have never served in the armed forces. 100.0%
- I have previously served in the armed forces. 0.0%
- I am currently serving in the armed forces. 0.0%

**Military Advancement: To what extent has your degree been helpful to you in advancing your military career? (N = 0)**

- 

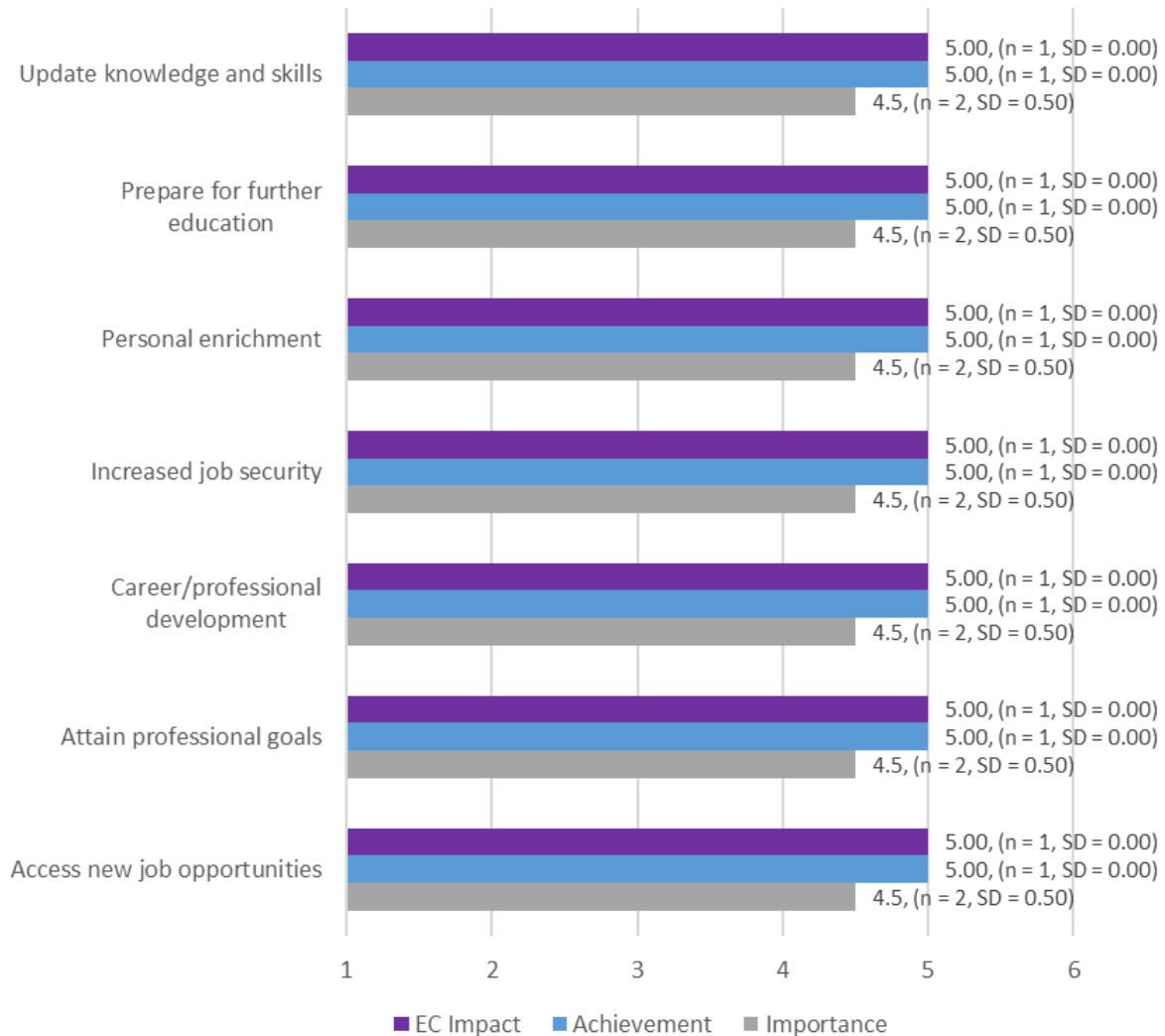
**Civilian Life: To what extent was your degree helpful in the transition to civilian life? (N = 0)**

- 

Note: For items related to Military Advancement and Civilian Life, response options ranged from 1 = not helpful, to 6 = very helpful.

## Career and Educational Goals

For each goal, rate the importance of the goal when you enrolled at Excelsior College, the extent to which you have now achieved each goal, and the extent to which Excelsior College had an impact on your achievement of the goal. (Mean ratings)



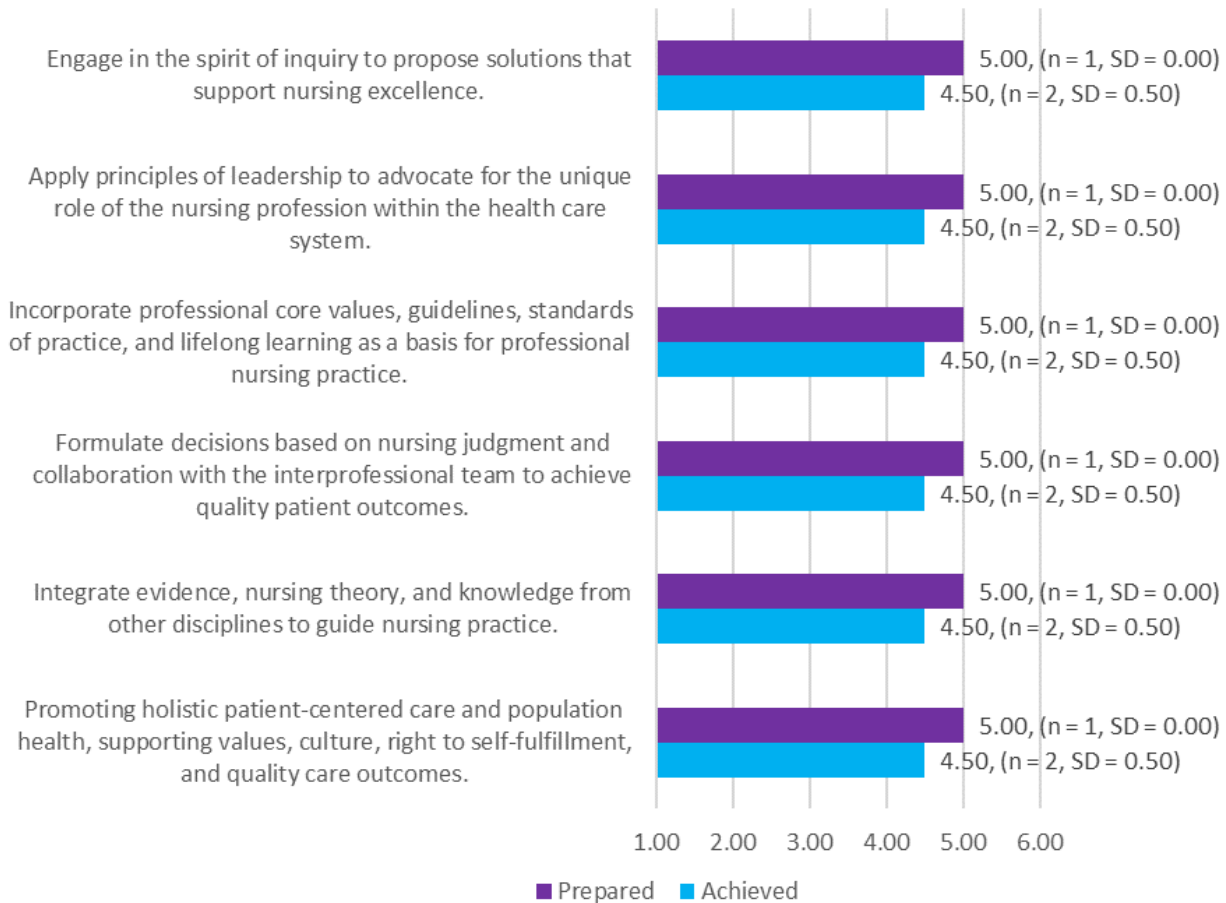
Likert scale: Achievement: 1 = Not at all achieved, 6 = Completely achieved

Likert scale: Importance: 1 = Not at all important, 6 = Very important

Likert scale: Impact: 1 = No impact, 6 = Great impact

## Bachelor's Degree in Nursing Program Outcomes

Please rate the degree to which you have achieved each outcome and how well your educational experience prepared you to demonstrate each outcome. (Mean ratings)



Likert scale: Achieved: 1 = Not at all achieved, 6 = Completely achieved

Likert scale: Prepared: 1 = Very poorly prepared, 6 = Very well prepared



## Overall Impression of College, Program and Career

**How satisfied are you, overall, with your experiences at Excelsior College? (N = 2)**

- Very satisfied 50.0%
- Satisfied 50.0%
- Neutral 0.0%
- Dissatisfied 0.0%
- Very dissatisfied 0.0%

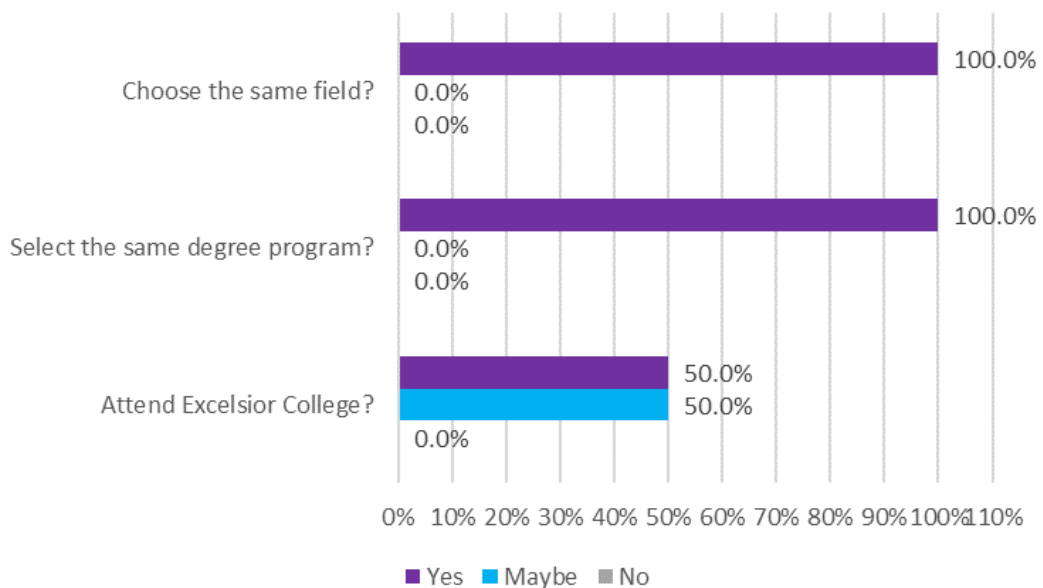
**How satisfied are you that Excelsior College helped you meet your program outcomes? (N = 2)**

- Very satisfied 50.0%
- Satisfied 50.0%
- Neutral 0.0%
- Dissatisfied 0.0%
- Very dissatisfied 0.0%

**Would you recommend Excelsior College to a friend or colleague interested in continuing their education? (N = 2)**

- Yes 100.0%
- No 0.0%

**If you had it to do over again, would you:** (Attend Excelsior n = 2; Same degree program n = 2; Same field n = 2)



## Open-Ended Items

What do you consider to be the strengths of your Excelsior College degree program? (N = 2)

*Comments:*

- Improved education
- Easy access online.

**What changes (additions or subtractions) would you recommend that Excelsior College make to the program? (N = 2)**

*Comments:*

- More professional attitude from some of the educators
- Because I didn't have the chance in 2020 to have a graduation, I feel I missed to be acknowledge of my achievement at Excelsior. It's very too bad and a shame because all those people of 2020 got the short end of all that. I hope that when the COVID is over may be next year in 2022 that we can have a real Graduation!!!!

**What is the most important impact that earning an Excelsior College degree has had on your life? (N = 2)**

- More opportunities for career advancement
- New opportunities!!!