



**Report of Survey Results:**

**Exit Survey**

**Bachelor's Degree in Nursing**

**Report Generated: 7/19/2022**

**For All Graduates between May 1, 2021 and April 30, 2022**

## Table of Contents

|   |    |
|---|----|
| <i>General Information</i> .....                        | 1  |
| <i>Exit Survey Results</i> .....                        | 2  |
| Sample.....   | 2  |
| Employment and Professional Affiliations.....           | 2  |
| Future Educational Plans.....                           | 5  |
| Career and Educational Goals.....                       | 6  |
| Aspects of the Excelsior College Experience.....        | 7  |
| Nursing Policies and Requirements.....                  | 9  |
| General Education Outcomes.....                         | 9  |
| Bachelor’s Degree in Nursing Program Outcomes.....      | 10 |
| Overall Impression of College, Program, and Career..... | 11 |
| Open-Ended Items.....                                   | 12 |

## General Information

Presented in this report are results from the exit survey.

**Exit Survey:** The exit survey collects information regarding the graduates' current employment status, future educational plans, their achievement of specific goals and Excelsior College's impact on those goals, their level of satisfaction with the College, importance and satisfaction with resources provided at Excelsior College, their achievement of general education outcomes, and achievement of the program's student learning outcomes. The survey also solicits graduates' perceptions of program strengths and suggestions for change.

Questions related to the exit survey or to the design and production of this report may be addressed to the Director of Institutional Effectiveness.

**Interpreting Results:** Care should be taken in interpreting survey results. Survey results can be affected by self-selection bias, in which persons with certain characteristics or opinions are more likely to respond. Particular caution should be taken when the numbers of responses are small because results may be skewed.

Please consider the following guidelines when interpreting survey data:

Means: When results are expressed in a chart or table of means, please note the range of values and their meanings, which are listed in a footnote below the chart or table. In general, mean values of 4 or higher on a 6-point Likert scale are considered positive. Similarly, a mean value of 5 or higher is considered positive on a 7-point scale. Throughout the report, means are calculated only for Likert-type items that received five or more responses.

Standard deviations: Wherever mean values are presented, please also consider the standard deviations (SD) that accompany them. Standard deviation is a measure of variability in the response to a survey item, such that a small SD indicates less variation (more agreement) among respondents.

Frequency tables: As noted above, means are calculated only for Likert-type items that received five or more responses. If fewer than five were received, responses will be displayed in frequency tables, with a numerical count provided for each response. Where charts display survey items in pairs (such as ratings of program outcomes), both items will be displayed in a frequency table if either received fewer than five responses.

### Notes:

The graduation dates appearing on the cover of this report represent the requested report period. The dates appearing in the Sample section on page 2 indicate the range of graduation dates among actual survey respondents.

The following symbol may appear in this report:

- ^ Denotes that one or more survey items displayed in a chart or table expired during the report period and so were not asked of all respondents. An explanatory footnote to this effect has been included beneath charts and tables where this symbol may appear.

## Exit Survey Results

### Sample

The exit survey was sent to 106 graduates. A total of 10 responded, resulting in a response rate of 9.4%. Respondents to the survey graduated between May 1, 2020 and April 30, 2021.

#### Gender: (N = 10)

- Female 100.0%
- Male 0.0%

#### Ethnicity: (N = 10)

- Black or African American 10.0%
- White 90.0%

#### Which of the following best describes your Excelsior College experience? (N = 10)

- A combination of EC courses and EC exams 10.0%
- A combination of transferred credits and EC courses 40.0%
- EC online courses 50.0%

## Employment and Professional Affiliations

#### Are you currently employed? (N = 10)

- Yes, full time 100.0%

#### In what field are you employed? (N = 10)

- Nursing 100.0%

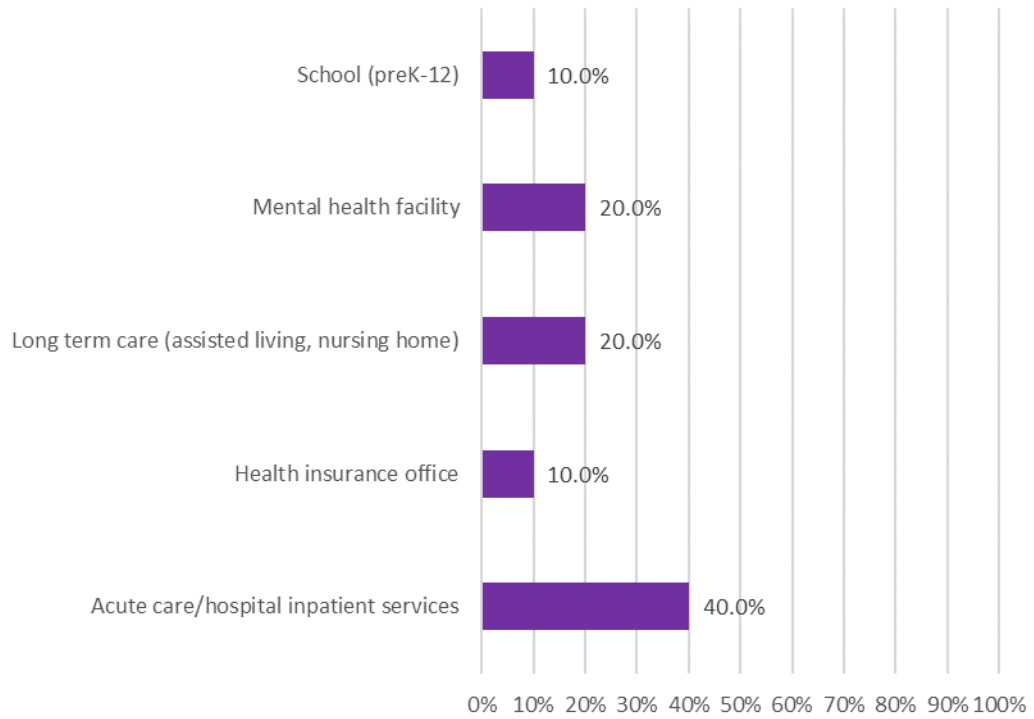
Those who identified their field of employment as “Other” listed the following fields:

- 

#### Is this field related to the degree you earned at Excelsior College? (N = 9)

- Yes 100.0%

**In which of the following health care settings do you currently work? (N = 10)**



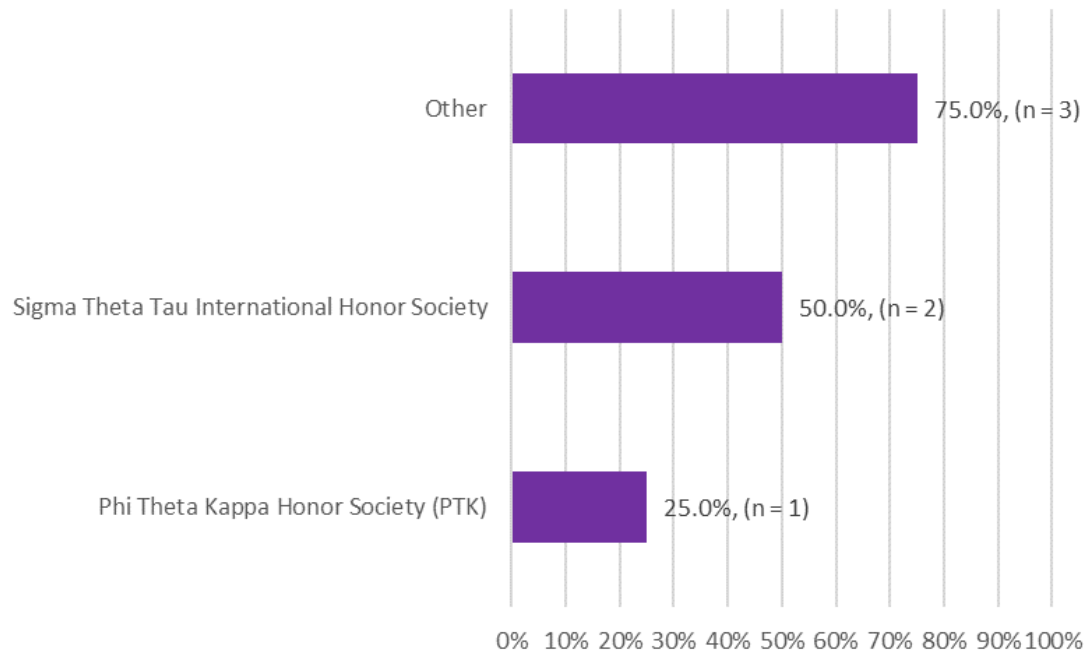
Those who classified their work settings in the “Other” category listed the following health care settings:

- inpatient care NICU

**Are you a member of any professional organizations? (N = 10)**

- Yes 40.0%
- No 60.0%

**In which of the following professional organizations are you a member?**



Note: Graduates may select more than one organization, so the total of all percentages above may exceed 100%.

Graduates also reported membership in the following organizations:

- APIC-Association for Professionals in Infection Control and Epidemiology
- Association for Professionals in Infection Control and Epidemiology (APIC)
- AWHONN

## Future Educational Plans

**Are you planning or considering enrollment in any educational program now that you have completed your Excelsior College degree? (N = 10)**

- Yes, a master's program 40.0%
- Yes, a doctoral program 10.0%
- No 50.0%

Those who planned or considered enrolling in programs in the "Other" category listed the following programs:

- 

**If Excelsior College offers the program you are interested in, would you consider re-enrolling? (N = 3)**

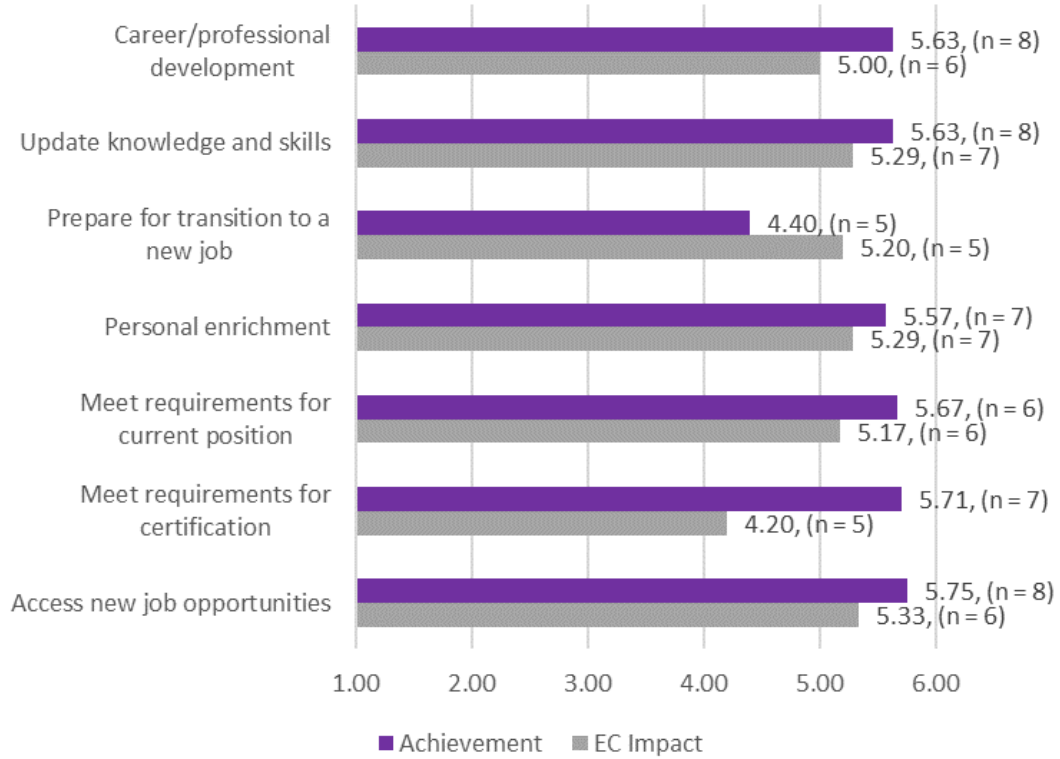
- Yes 66.7%
- Maybe 33.3%
- No 0.0%

Graduates identified the following programs of interest:

- Nursing education

## Career and Educational Goals

Please indicate the extent to which you have achieved each goal and the extent to which Excelsior College had an impact on your achievement. (Mean ratings)



Likert scale: Achievement: 1 = Not at all achieved, 6 = Completely achieved

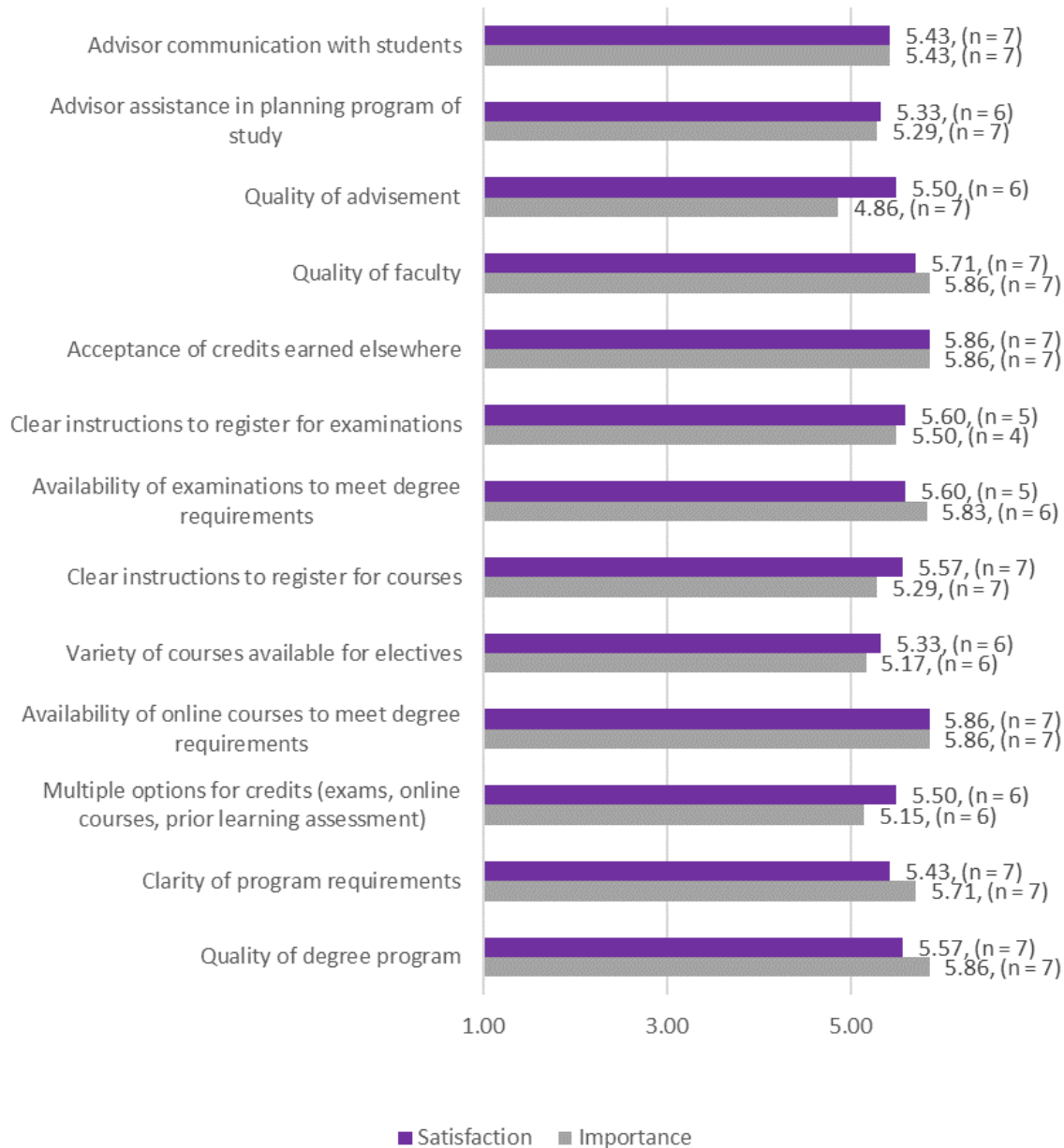
Likert scale: Excelsior College Impact: 1 = No impact, 6 = Great impact



## Aspects of the Excelsior College Experience

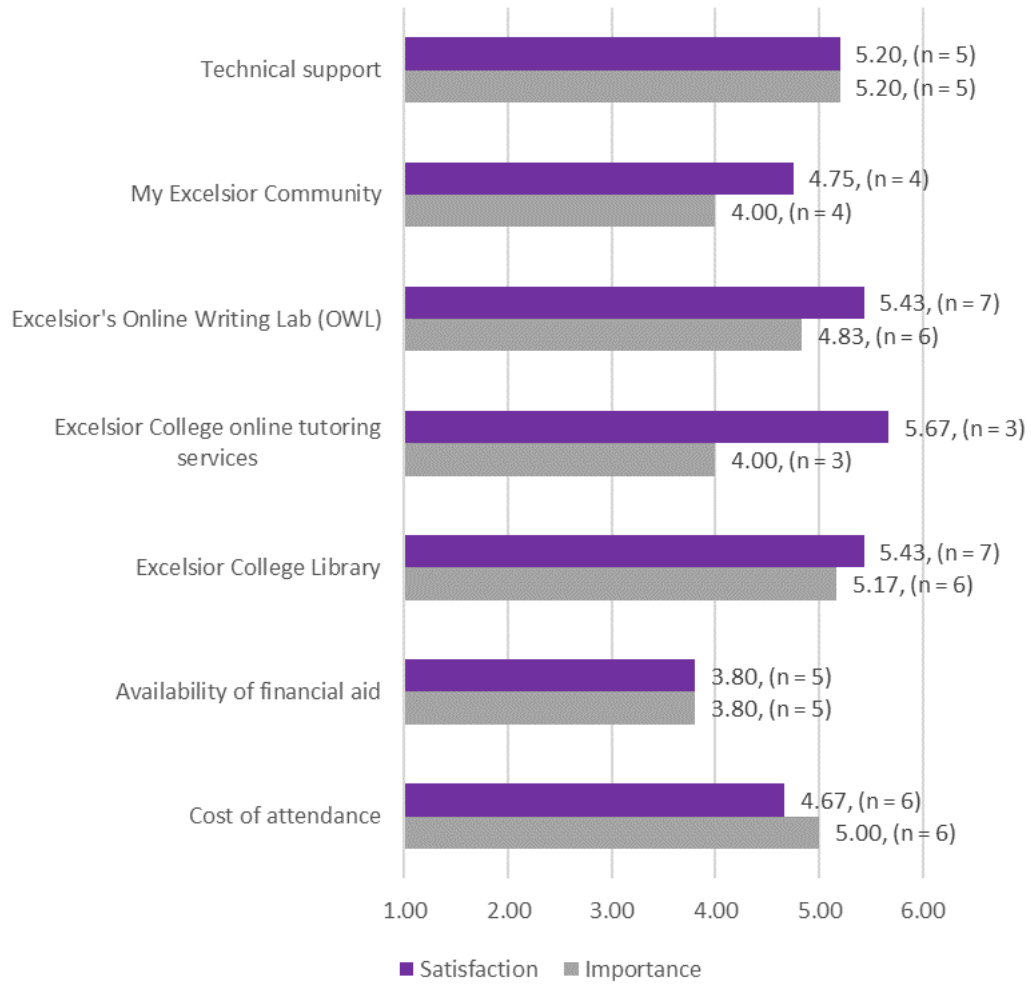
Please indicate how **important** each aspect of the Excelsior College experience was to you and how **satisfied** you were with it. (Mean ratings)

### Academic Aspects:



Likert scale: Satisfaction: 1 = Not at all satisfied, 6 = Very satisfied  
 Likert scale: Importance: 1 = Not at all important, 6 = Very important

**Other Aspects:**



Likert scale: Satisfaction: 1 = Not at all satisfied, 6 = Very satisfied

Likert scale: Importance: 1 = Not at all important, 6 = Very important

## Nursing Policies and Requirements

Please indicate your level of agreement with the following statements. (N = 8)

| Statement  | Agreement |      |
|--|-----------|------|
|  | Mean      | SD   |
| Technology requirements for distance learning were clearly and accurately communicated.                    | 5.75      | 0.46 |
| Changes in policies, procedures, and program information were clearly communicated.                        | 5.88      | 0.35 |
| Changes in policies, procedures and program information were consistently communicated in a timely manner. | 5.88      | 0.35 |

Likert scale: 1 = Strongly disagree, 6 = Strongly agree

## General Education Outcomes

Please indicate the degree to which you believe you have achieved each of these outcomes.

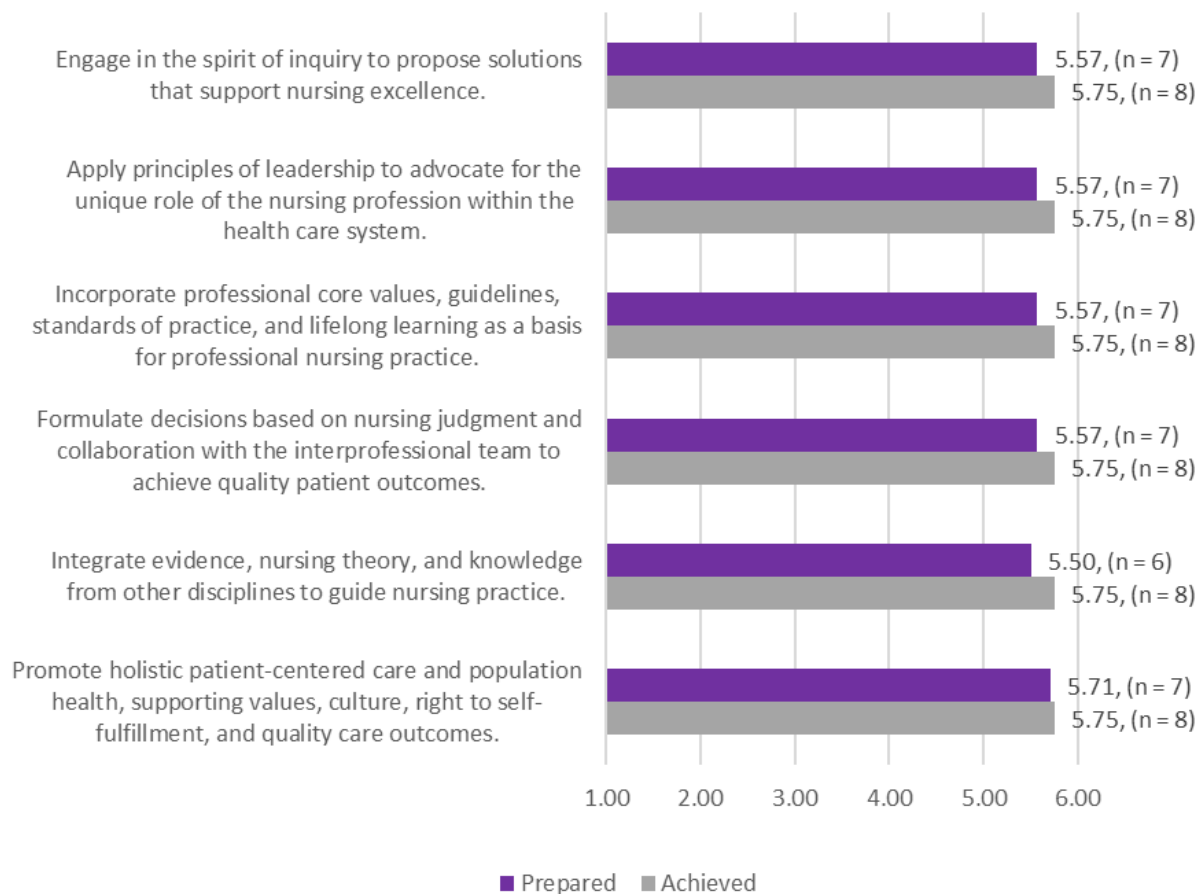
(N = 7-8)

| Statement  | Achievement |      |
|--|-------------|------|
|  | Mean        | SD   |
| Present oral communication with appropriate content, organization, and delivery for the audience and purpose.                    | 5.57        | 0.79 |
| Deliver written communication with appropriate content, organization, syntax, mechanics, and style for the audience and purpose. | 5.71        | 0.49 |
| Apply scientific knowledge and reasoning to make evidence-based decisions.   | 5.75        | 0.46 |
| Apply mathematical concepts and reasoning to solve problems that involve quantitative information.                               | 5.71        | 0.49 |
| Locate and evaluate sources to meet an information need.   | 5.75        | 0.46 |
| Cite sources using appropriate academic conventions.   | 5.75        | 0.46 |
| Analyze human thought, creative expression, or cultural representations within their contexts.                                   | 5.71        | 0.49 |
| Explain the dynamics of social identity or cultural differences within interpersonal and societal relations.                     | 5.71        | 0.49 |
| Explain how social, political, economic, or cultural forces shape relations between individuals and groups around the world.     | 5.71        | 0.49 |
| Explain different ethical positions in relation to a problem or issue.   | 5.63        | 0.52 |
| Develop a career planning strategy that incorporates your strengths, interests, abilities, and values.                           | 5.71        | 0.49 |
| Explain the norms and conventions of the workplace for a career field.   | 5.71        | 0.49 |

Likert scale: 1 = Not at all achieved, 6 = Completely achieved

## Bachelor's Degree in Nursing Program Outcomes

Please rate the degree to which you have achieved each outcome and how well your educational experience prepared you to demonstrate each outcome. (Mean ratings)



Likert scale: Achieved: 1 = Not at all achieved, 6 = Completely achieved  
 Likert scale: Prepared: 1 = Very poorly prepared, 6 = Very well prepared

## Overall Impression of College, Program and Career

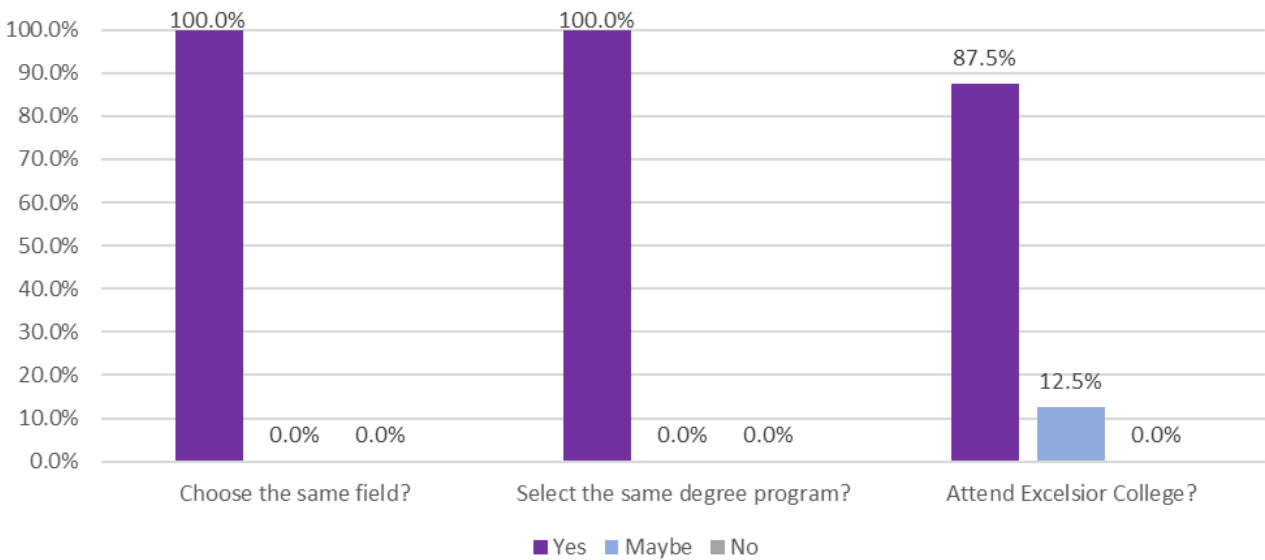
How satisfied are you, overall, with your experiences at Excelsior College? (N = 8)

- Very satisfied 50.0%
- Satisfied 50.0%
- Neutral 0.0%
- Dissatisfied 0.0%
- Very dissatisfied 0.0%

How satisfied are you that Excelsior College helped you meet your program outcomes? (N = 8)

- Very satisfied 50.0%
- Satisfied 50.0%
- Neutral 0.0%
- Dissatisfied 0.0%
- Very dissatisfied 0.0%

If you had it to do over again, would you: (Attend Excelsior n = 8; Same degree program n = 8; Same field n = 8)



Would you recommend Excelsior College to a friend or colleague interested in continuing their education? (N = 8)

- Yes 100.0%
- No 0.0%

## Open-Ended Items

**What do you consider to be the strengths of your Excelsior College degree program? (N = 4)**

*Comments:*

- Excellent instructors. Willingness and availability of all professors. Each one supports achievements and goals for program success and completion
- Prepared me to transition into nursing leadership and gave me skills in interprofessional collaboration. It also helped me to recognize my ethnocentricity to provide patient centered care for better outcomes.
- The professors were very helpful in communicating what was expected in each course and it was clear what needed to be completed and when. I felt that they genuinely wanted me to succeed.
- The quality of the educational program.

**What changes (additions or subtractions) would you recommend that Excelsior College make to the program? (N = 4)**

*Comments:*

- I was disappointed by two things with Excelsior. First, I was told early on that I would be given credit for my community college courses from 20+ years ago, but that the grades would not count against my Excelsior GPA. I achieved a 4.0 while at Excelsior but was denied Summa Cum Laude because my community college grades were in fact included in my GPA. I don't agree with this policy as I should not be punished for mistakes I made as a teenager barely out of high school. Secondly, I was denied graduation the year I graduated. I finished my degree in April and was told I could not participate in graduation ceremonies until next year because the cut off was before my 15 week spring course ended. This policy to have a cut off prior to spring session ending should seriously be reconsidered. Or perhaps graduation should be later in the summer to allow for everyone to meet the cutoff.
- I would change that graduation is held once a year. I completed my degree requirements in May 2021 and graduated in July 2021. My graduation ceremony will not be until July 2022.
- Provide higher institute of learning like post masters and PHD.
- The program exceeded all my expectations