

Excelsior University Exit Survey Results

(Updated March 2023)

This survey is part of an effort to learn as much as we can about the experiences of our graduates while enrolled at the University. The data we are collecting is very important to the University as we engage in the ongoing process of program review. Alumni feedback is extremely valuable to us as their responses help ensure the quality and continued accreditation of our degree programs.

The Exit survey collects information regarding the graduates' current employment status, future educational plans, their achievement of specific goals and Excelsior University's impact on those goals, their level of satisfaction with the University, importance and satisfaction with resources provided at Excelsior University, and their achievement of general education outcomes.

During Excelsior's Fiscal Year 2022, the survey was sent to 4,432 new graduates. A total of 545 responded, resulting in a response rate of 12.3%. Respondents to the survey graduated between July 2021 and June 2022.

Overall Impression of University, Program and Career

How satisfied are you, overall, with your experiences at Excelsior University? (N = 385)

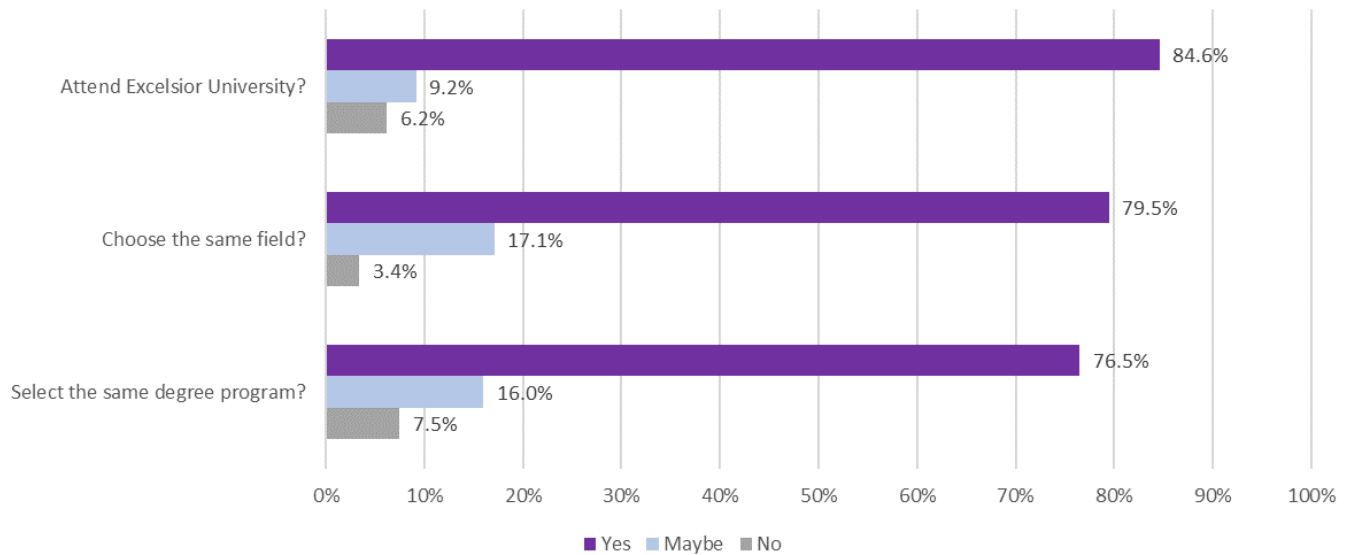
- Very satisfied 67.3%
- Satisfied 24.2%
- Neutral 3.4%
- Dissatisfied 2.1%
- Very dissatisfied 3.0%

How satisfied are you that Excelsior University helped you meet your program outcomes? (N = 385)

- Very satisfied 68.3%
- Satisfied 23.6%
- Neutral 4.2%
- Dissatisfied 1.0%
- Very dissatisfied 2.9%

If you had to do it over again, would you:

(n = 356-369)



Would you recommend Excelsior University to a friend or colleague interested in continuing their education? (N = 380)

- Yes 94.0%
- No 6.0%

Employment and Professional Affiliations

Are you currently employed? (N = 542)

- Yes, full time 79.7%
- Yes, part time 8.5%
- No, seeking employment 5.9%
- No, not seeking employment 1.6%
- No, retired 1.5%
- No, enrolled in an educational program 2.8%

In what field are you employed? (N = 453)

- Military service 23.0%
- Nursing 21.6%
- Government (employee or contractor) 8.4%
- Health care (non-nursing) 5.5%
- Business/management 5.1%
- Other 4.9%
- Education (preK-12) 4.2%
- Education (other) 2.4%
- Energy/utilities 2.4%
- Electrical engineering technology 2.0%
- Computer/information technology 1.8%
- Aviation/aerospace 1.8%
- Financial services 1.8%
- Criminal justice 1.6%
- Accounting 1.6%
- Engineering 1.6%
- Transportation/logistics 1.1%

The following fields were reported by fewer than 1% of respondents: Manufacturing, Public safety, Emergency management, Human resources, Retail/wholesale trade, Education (college/university), Public health, Construction, Insurance, Communications, Food services, Nuclear engineering technology, Nongovernmental organization (employee or contractor), Law, Research (social science), Marketing/sales, Research (health science), Counseling/social work

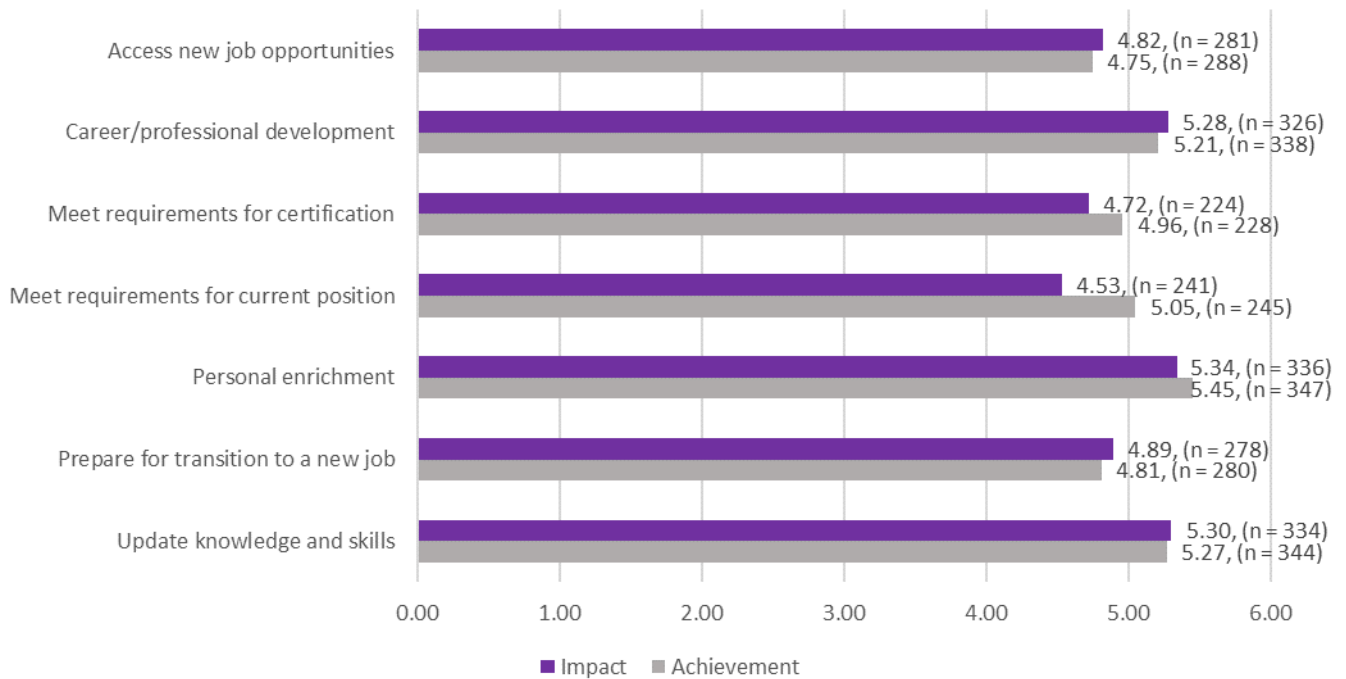
Future Educational Plans

Are you planning or considering enrollment in any educational program now that you have completed your Excelsior University degree? (N = 533)

- Yes, a certificate program 6.0%
- Yes, a bachelor's program 21.8%
- Yes, a master's program 28.7%
- Yes, a doctoral program (DNP, EdD, JD, MD, PhD, etc.) 6.6%
- Yes, graduate courses 3.4%
- Yes, other 5.0%
- No 28.5%

Career and Educational Goals

Please indicate the extent to which you have achieved each goal and the extent to which Excelsior University had an impact on your achievement. (Mean ratings)



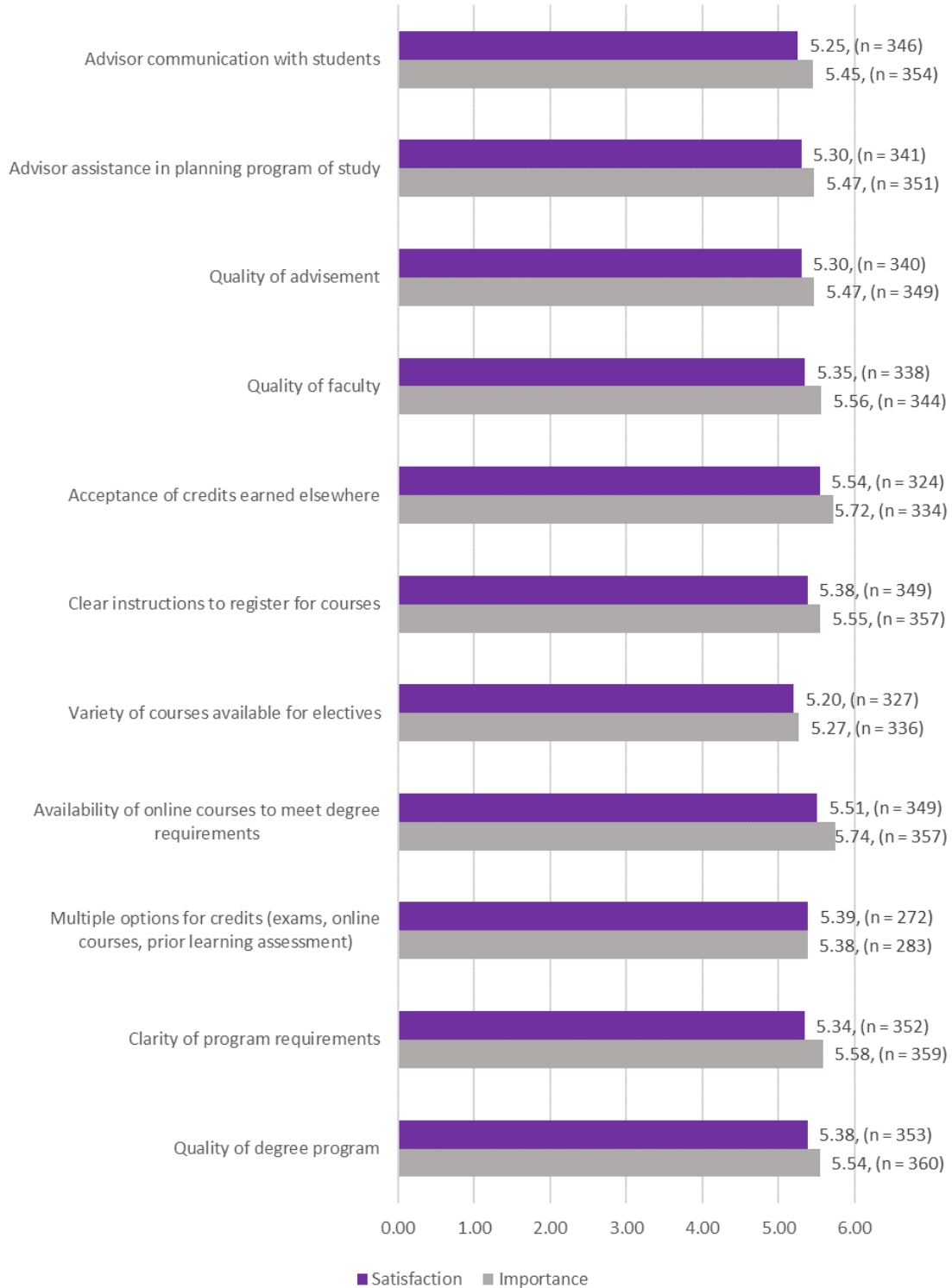
Likert scale: Impact: 1 = No impact, 6 = Great impact

Likert scale: Achievement: 1 = Not at all achieved, 6 = Completely achieved

Aspects of the Excelsior University Experience

Please indicate how **important** each aspect of the Excelsior University experience was to you and how **satisfied** you were with it. (Mean ratings)

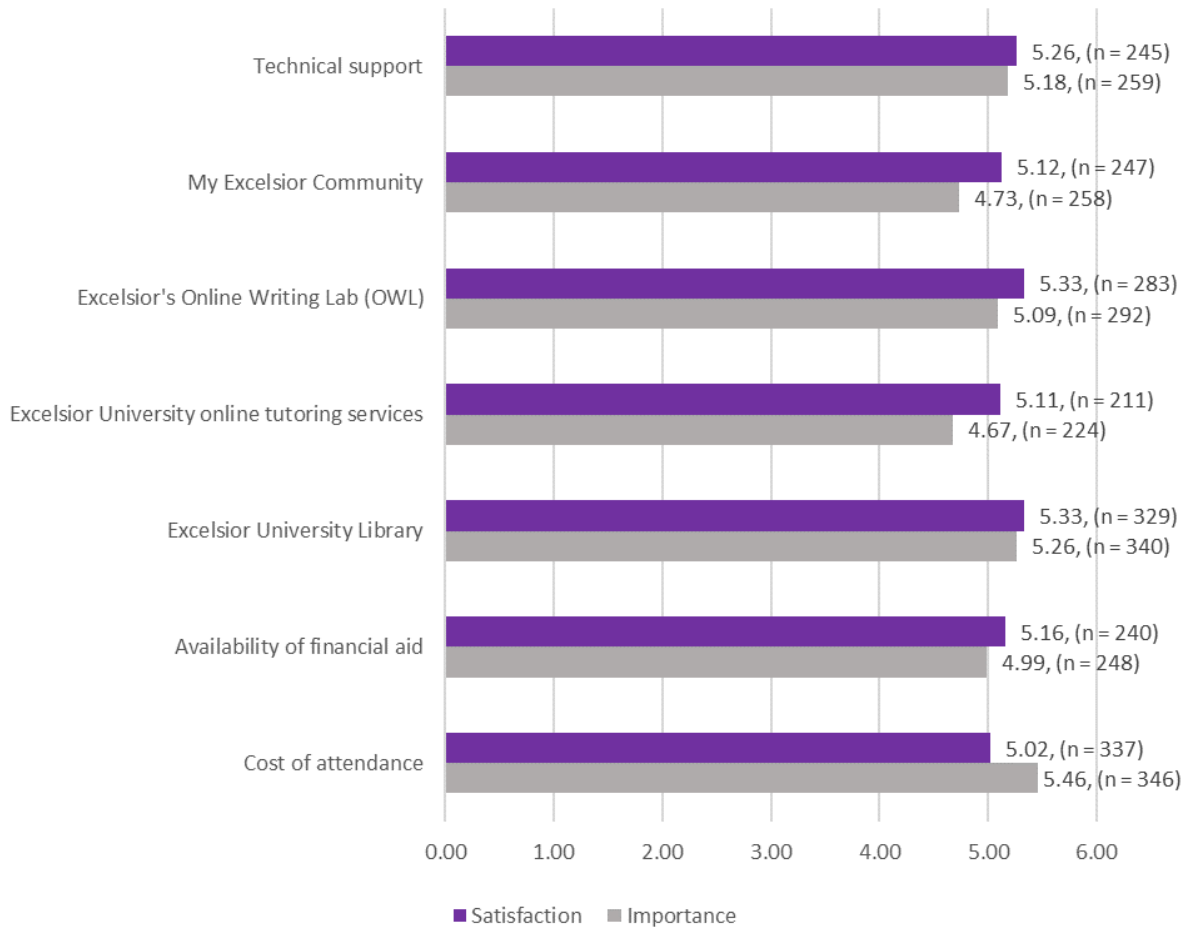
Items related to Academic Experience



Likert scale: Satisfaction: 1 = Not at all satisfied, 6 = Very satisfied

Likert scale: Importance: 1 = Not at all important, 6 = Very important

Items Related to Other Aspects of the Excelsior University Experience



Likert scale: Satisfaction: 1 = Not at all satisfied, 6 = Very satisfied

Likert scale: Importance: 1 = Not at all important, 6 = Very important

General Education Outcomes

Please indicate the degree to which you believe you have achieved each of these outcomes.

(N = 302 - 306)

Statement	Mean	% of Completely achieved
Present oral communication with appropriate content, organization, and delivery for the audience and purpose.	5.29	55.1%
Deliver written communication with appropriate content, organization, syntax, mechanics, and style for the audience and purpose.	5.33	60.2%
Apply scientific knowledge and reasoning to make evidence-based decisions.	5.38	58.8%
Apply mathematical concepts and reasoning to solve problems that involve quantitative information.	5.08	50.7%
Locate and evaluate sources to meet an information need.	5.40	60.5%
Cite sources using appropriate academic conventions.	5.39	62.1%
Analyze human thought, creative expression, or cultural representations within their contexts.	5.29	55.8%
Explain the dynamics of social identity or cultural differences within interpersonal and societal relations.	5.19	53.6%
Explain how social, political, economic, or cultural forces shape relations between individuals and groups around the world.	5.11	48.8%
Explain different ethical positions in relation to a problem or issue.	5.30	55.6%
Develop a career planning strategy that incorporates your strengths, interests, abilities, and values.	5.15	50.8%
Explain the norms and conventions of the workplace for a career field.	5.12	49.7%

Likert scale: 1 = Not at all achieved, 6 = Completely achieved