

# Excelsior University One Year Survey Results

(Updated March 2023)

This survey is part of an effort to learn as much as we can about the experiences of our graduates while enrolled at the University. The data we are collecting is very important to the University as we engage in the ongoing process of program review. As a recent graduate of the University alumni feedback is extremely valuable to us as their responses help ensure the quality and continued accreditation of our degree programs.

The One Year survey collects information on the graduates' satisfaction with Excelsior University, their future educational plans, current educational, employment, and income status, and impact that the educational process has had on these career and educational goals.

The One Year Post-graduation survey was sent to 5,840 graduates. A total of 291 responded, resulting in a response rate of 5.0%. Respondents to the survey graduated between July 2020 and June 2021.

## Overall Impression of University, Program, and Career

How satisfied are you, overall, with your experiences at Excelsior University? (N = 232)

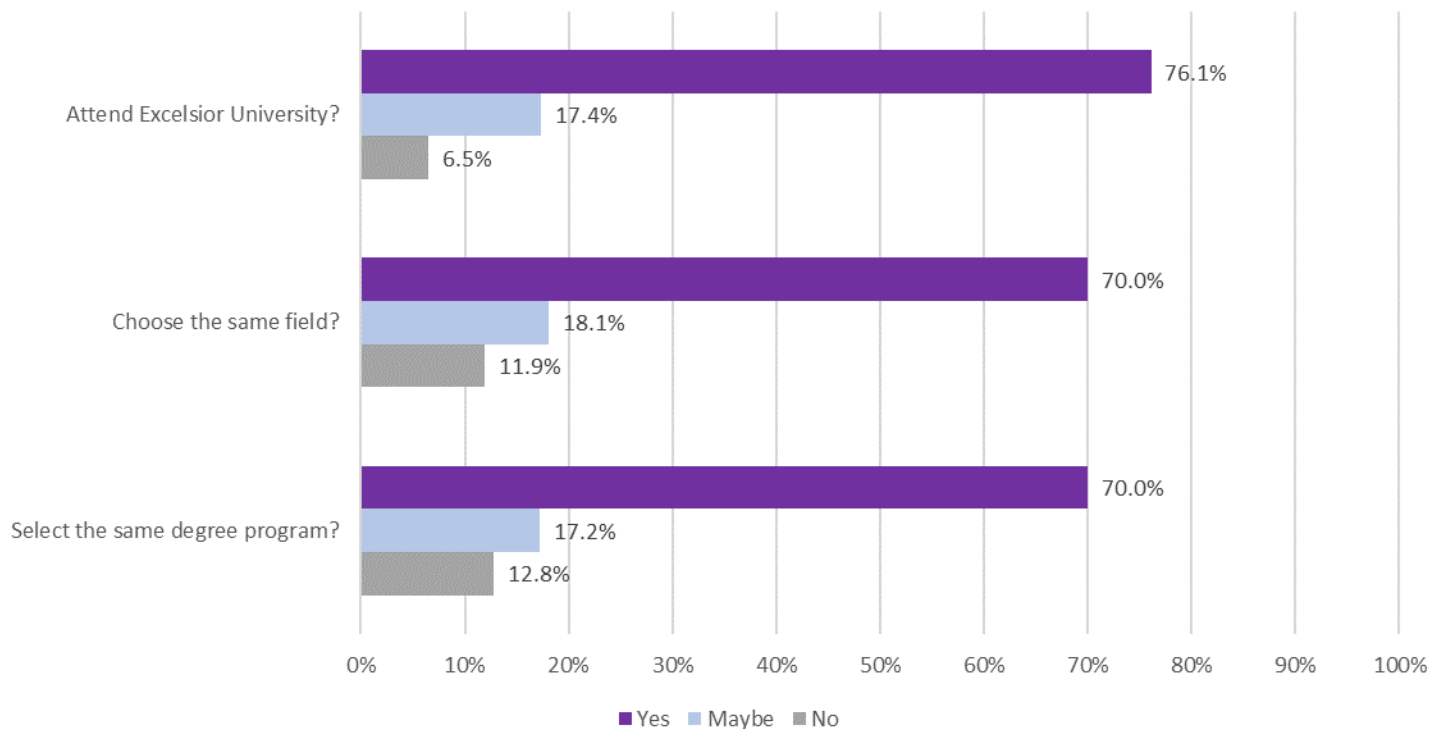
- Very satisfied 56.9%
- Satisfied 29.3%
- Neutral 7.8%
- Dissatisfied 2.6%
- Very dissatisfied 3.4%

How satisfied are you that Excelsior University helped you meet your program outcomes? (N = 233)

- Very satisfied 57.5%
- Satisfied 29.2%
- Neutral 7.3%
- Dissatisfied 3.0%
- Very dissatisfied 3.0%

If you had it to do over again, would you:

(n = 227-230)



Would you recommend Excelsior University to friends or colleagues interested in continuing their education? (N = 231)

- Yes 88.7%
- No 11.3%

## Employment and Professional Affiliations

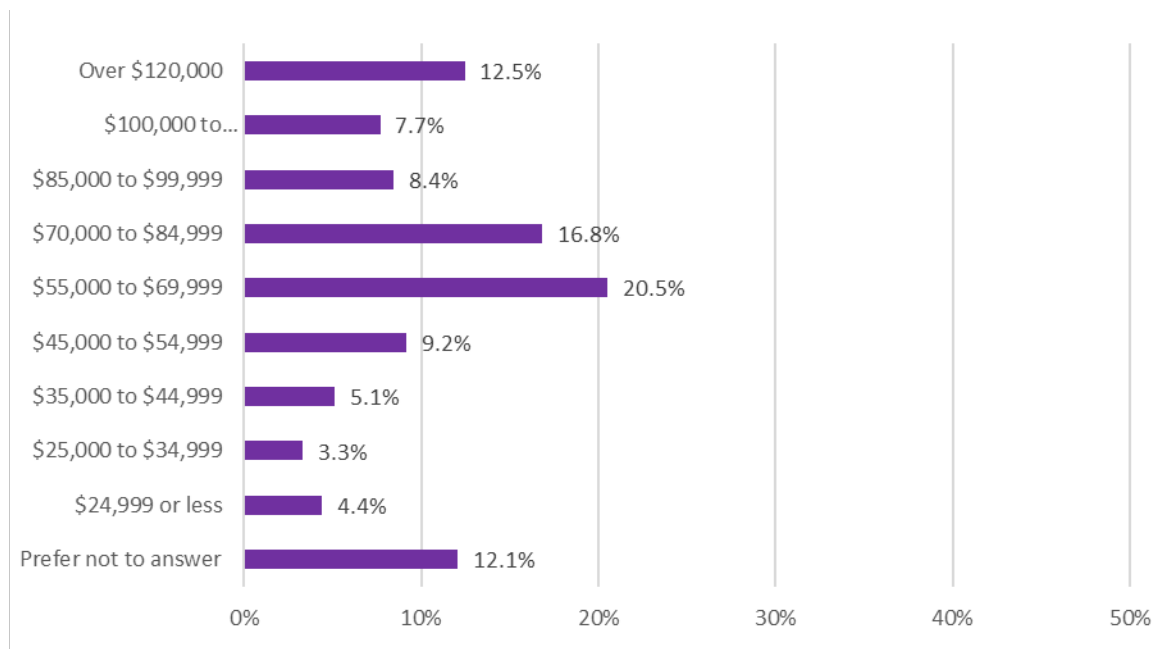
**Are you currently employed?** (N = 290)

- Yes, full time 80.0%
- Yes, part time 6.9%
- No, seeking employment 5.2%
- No, not seeking employment 1.4%
- No, retired 2.4%
- No, enrolled in an educational program 4.1%

**Are you employed in a field related to the degree you earned at Excelsior University?** (N = 249)

- Yes 68.7%
- No 31.3%

**In which of the following ranges does your annual personal income fall?** (N = 273)



**To what extent has your Excelsior University degree been helpful in advancing your career?** (N = 275)

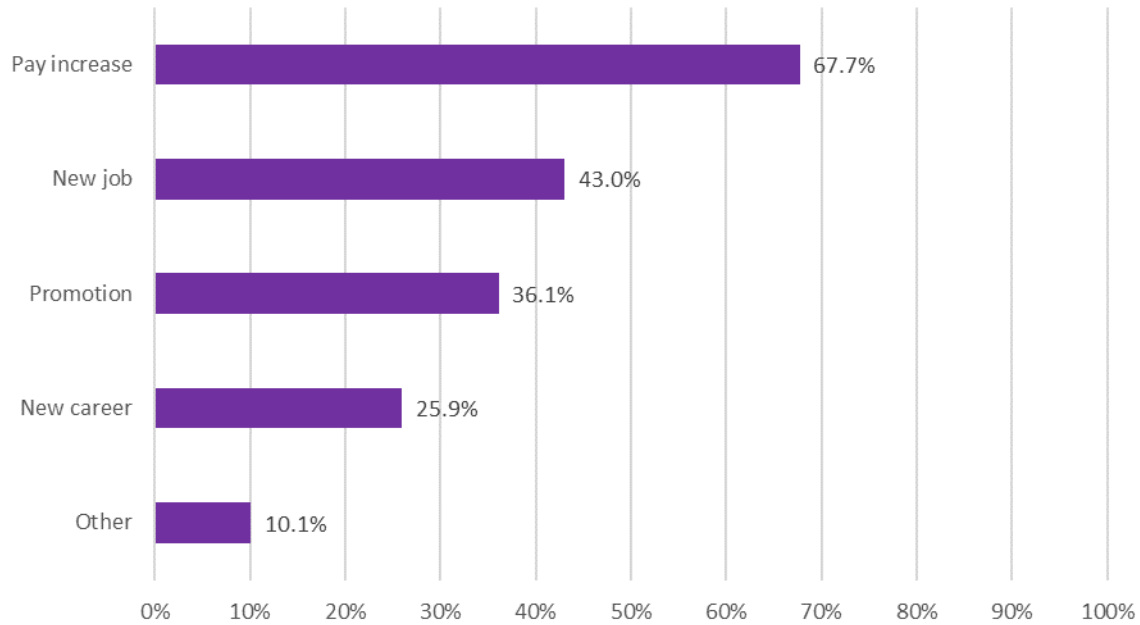
- Rating 6 (Very helpful): 48.4%
- Rating 5: 14.2%
- Rating 4: 13.1%
- Rating 3: 9.8%
- Rating 2: 5.4%
- Rating 1 (Not helpful): 9.1%

**Has earning your Excelsior University degree led to a career advancement and/or pay increase?** (N = 273)

- Yes 57.9%
- No 42.1%

### In what ways has your degree benefited you?

(Pay increase n = 107, New job n = 68, Promotion n = 57, New career n = 41, Other n = 16)



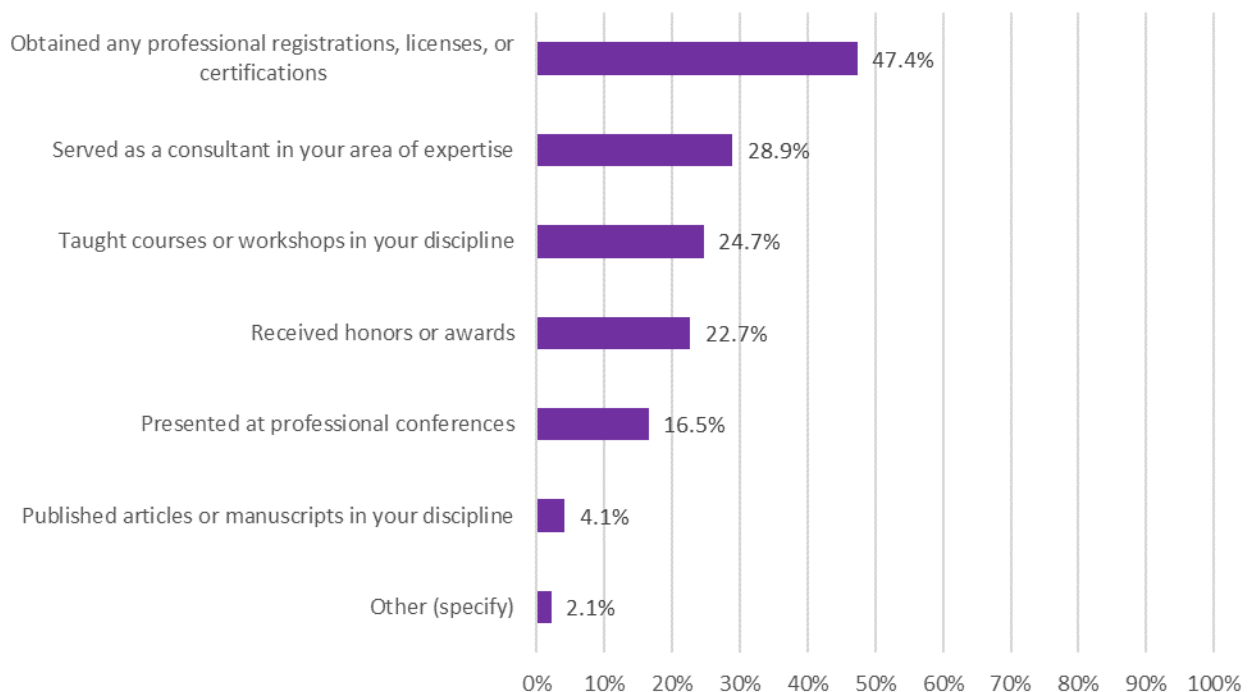
Note: Graduates may select more than one response option, so the total of all percentages above may exceed 100%.

### Since receiving your Excelsior University degree, have you been recognized for your expertise? (N = 272)

- Yes 35.7%
- No 64.3%

### In what ways have you been recognized for your expertise?

(Obtained any professional registrations, licenses, or certifications n = 46, Served as a consultant in your area of expertise n = 28, Received honors or awards n = 22, Taught courses or workshops in your discipline n = 24, Presented at professional conferences n = 16, Published articles or manuscripts in your discipline n = 4, Other n = 2)



Note: Graduates may select more than one response option, so the total of all percentages above may exceed 100%.

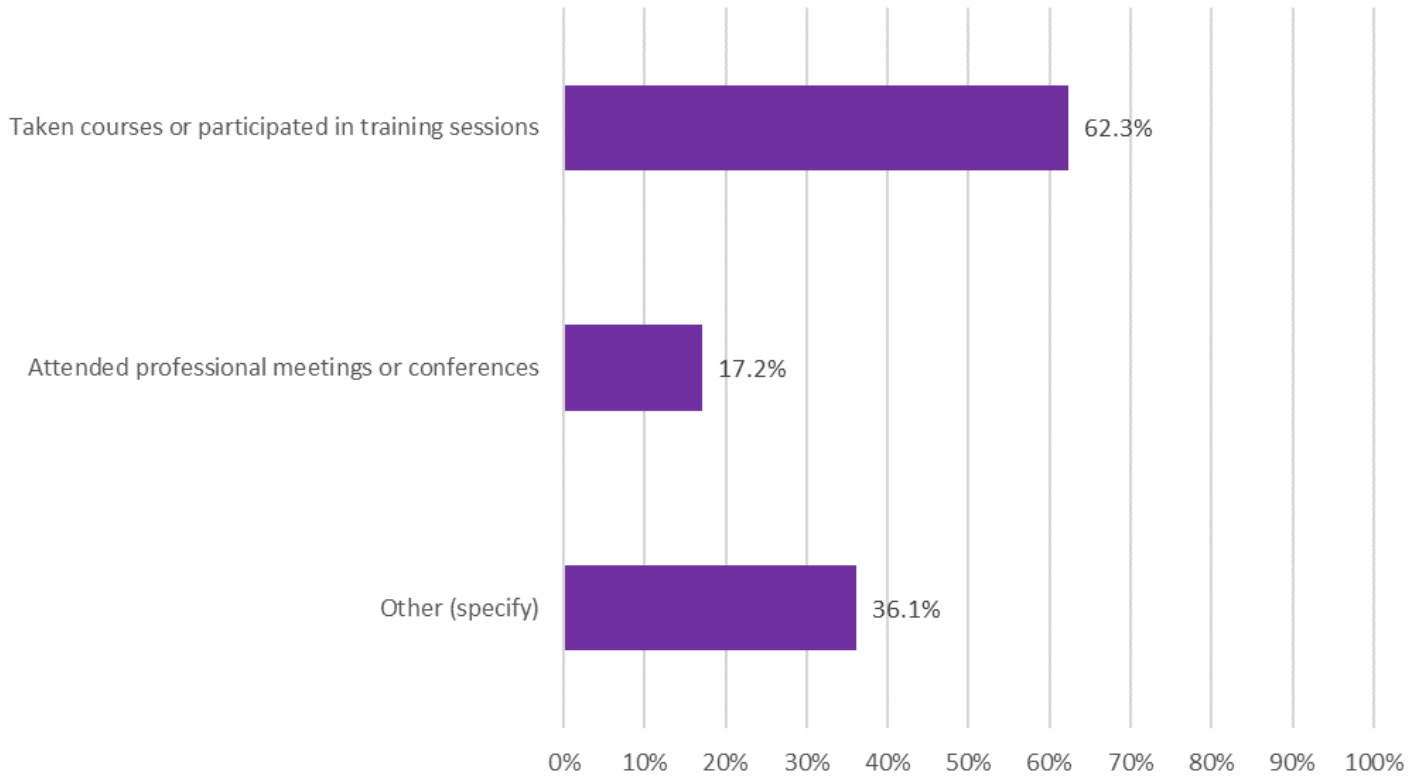
**Since receiving your Excelsior University degree, have you pursued further professional education?**

(N = 275)

- Yes 44.4%
- No 55.6%

**Which types of education have you pursued?**

(Taken courses or participated in training sessions n = 76, Attended professional meetings or conferences n = 21, Other n = 44)



Note: Graduates may select more than one response option, so the total of all percentages above may exceed 100%.

## Future Educational Plans

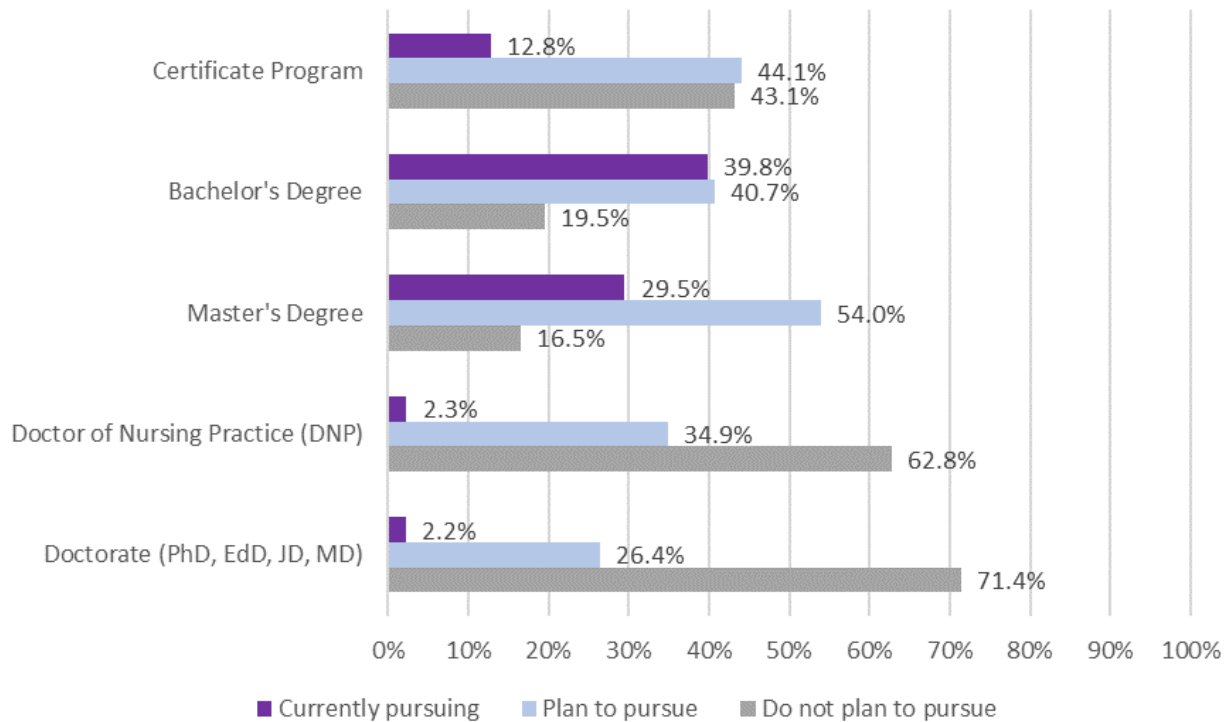
Do you have plans to seek additional education? (N = 274)

- Yes 72.6%
- No 27.4%

How well prepared do you feel to continue your education? (N = 173)

- Very well 38.7%
- Well 40.5%
- Somewhat well 15.0%
- Somewhat poorly 5.2%
- Poorly 0.6%
- Very poorly 0.0%

Please indicate whether you hold, are currently pursuing, plan to pursue, or do not plan to pursue each of the degrees listed below. (Certificate Program n = 102, Bachelor's Degree n = 113, Master's Degree n = 139, Doctor of Nursing Practice (DNP) n = 43, Doctorate (PhD, EdD, JD, MD) n = 91)



## Military Advancement and Civilian Life

### Have you ever served in the armed forces? (N = 272)

- I am currently serving in the armed forces. 16.5%
- I have previously served in the armed forces. 27.6%
- I have never served in the armed forces. 55.9%

### Military Advancement: To what extent has your degree been helpful to you in advancing your military career? (N = 45)

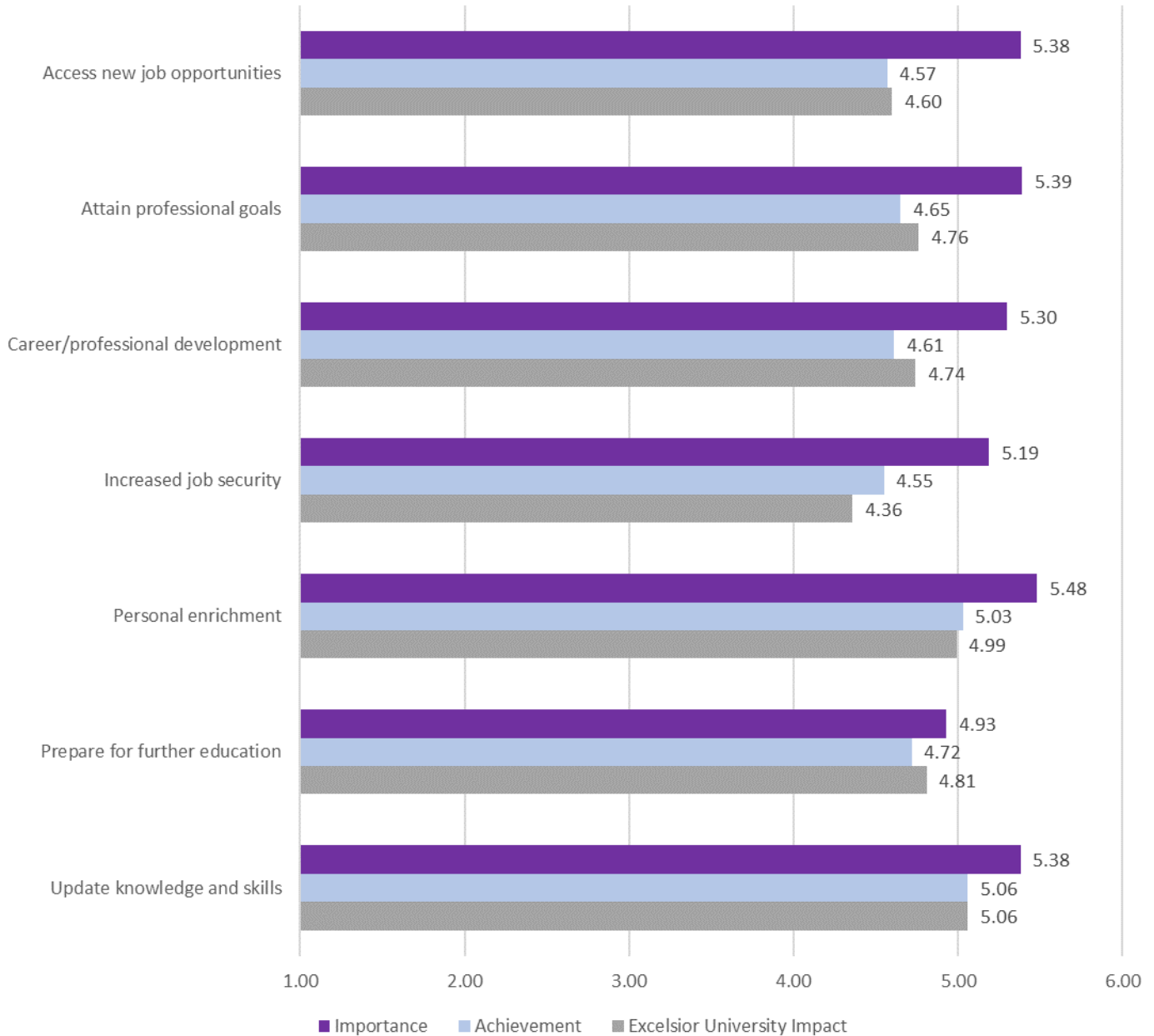
- Rating 6 (Very helpful): 37.8%
- Rating 5: 11.1%
- Rating 4: 8.9%
- Rating 3: 15.5%
- Rating 2: 0.0%
- Rating 1 (Not helpful): 26.7%

### Civilian Life: To what extent was your degree helpful in the transition to civilian life? (N = 73)

- Rating 6 (Very helpful): 31.5%
- Rating 5: 9.6%
- Rating 4: 8.2%
- Rating 3: 13.7%
- Rating 2: 4.1%
- Rating 1 (Not helpful): 32.9%

## Career and Educational Goals

For each goal, rate the importance of the goal when you enrolled at Excelsior University, the extent to which you have now achieved each goal, and the extent to which Excelsior University had an impact on your achievement of the goal. (Mean ratings)



Likert scale: Importance: 1 = Not at all important, 6 = Very important

Likert scale: Achievement: 1 = Not at all achieved, 6 = Completely achieved

Likert scale: Excelsior University Impact: 1 = No impact, 6 = Great impact