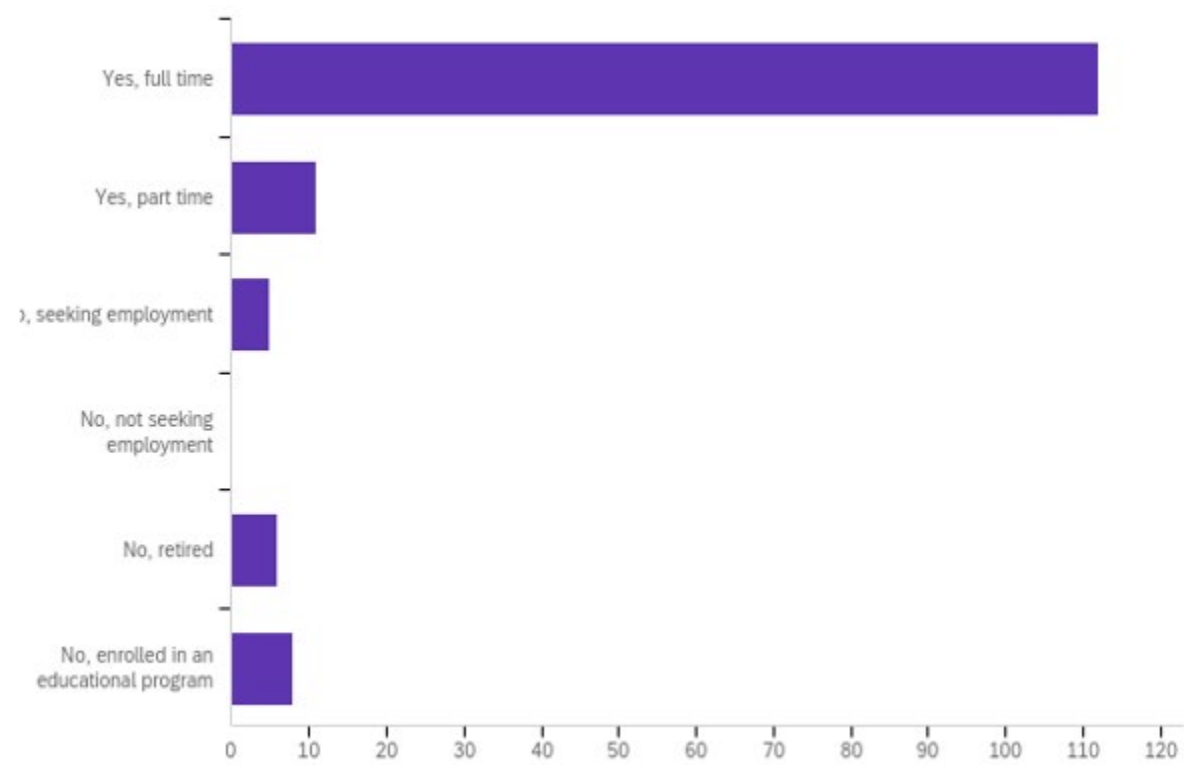




**EXCELSIOR
UNIVERSITY**

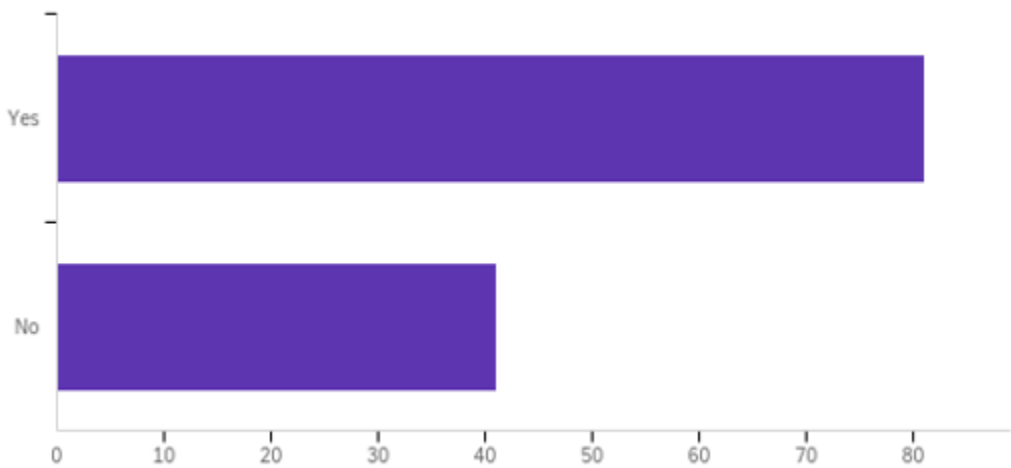
Report of Survey Results
Alumni 1-Year Survey

Are you currently employed?



#	Answer	%	Count
1	Yes, full time	78.87%	112
2	Yes, part time	7.75%	11
3	No, seeking employment	3.52%	5
4	No, not seeking employment	0.00%	0
5	No, retired	4.23%	6
6	No, enrolled in an educational program	5.63%	8
	Total	100%	142

Are you employed in a field related to the degree you earned at Excelsior?



#	Answer	%	Count
1	Yes	66.39%	81
2	No	33.61%	41
	Total	100%	122

In what field are you employed?

#	Answer	%	Count
1	Accounting	0.00%	0
3	Business/management	2.24%	3
4	Communications	0.75%	1
5	Computer science	0.00%	0
6	Computer/information technology	2.99%	4
7	Construction	2.24%	3
8	Counseling/social work	1.49%	2
9	Criminal justice	0.75%	1
11	Electrical engineering technology	1.49%	2
12	Engineering	0.00%	0
13	Financial services	2.24%	3
14	Food services	0.00%	0
15	Health care (non-nursing)	6.72%	9
16	Education (college/university)	0.00%	0
18	Human resources	1.49%	2
20	Law	0.00%	0
23	Marketing/sales	0.00%	0
24	Military service	12.69%	17
25	Nuclear engineering technology	1.49%	2
26	Nursing	28.36%	38
28	Education (preK-12)	4.48%	6
29	Public administration	0.00%	0
32	Research (health science)	0.00%	0
33	Research (physical science)	0.00%	0
34	Research (social science)	0.00%	0

Alumni 1 Year Survey – 2025 results

36	Other (specify)	11.94%	16
38	Aviation/aerospace	1.49%	2
39	Education (other)	0.75%	1
40	Emergency management	0.75%	1
41	Energy/utilities	1.49%	2
42	Government (employee or contractor)	8.96%	12
43	Manufacturing	0.00%	0
44	Nongovernmental organization (employee or contractor)	0.00%	0
45	Public safety	0.75%	1
46	Retail/wholesale trade	0.75%	1
47	Transportation/logistics	2.24%	3
48	Insurance	0.75%	1
49	Public health	0.75%	1
	Total	100%	134

Other (specify) - Text

Education Specialist with a Health System

Graduate student, PA studies

Electrical Engineering

Counseling incarcerated individuals

NOT what I went to school for

Data management.

Student

Real estate

Security Services

Facilities Management

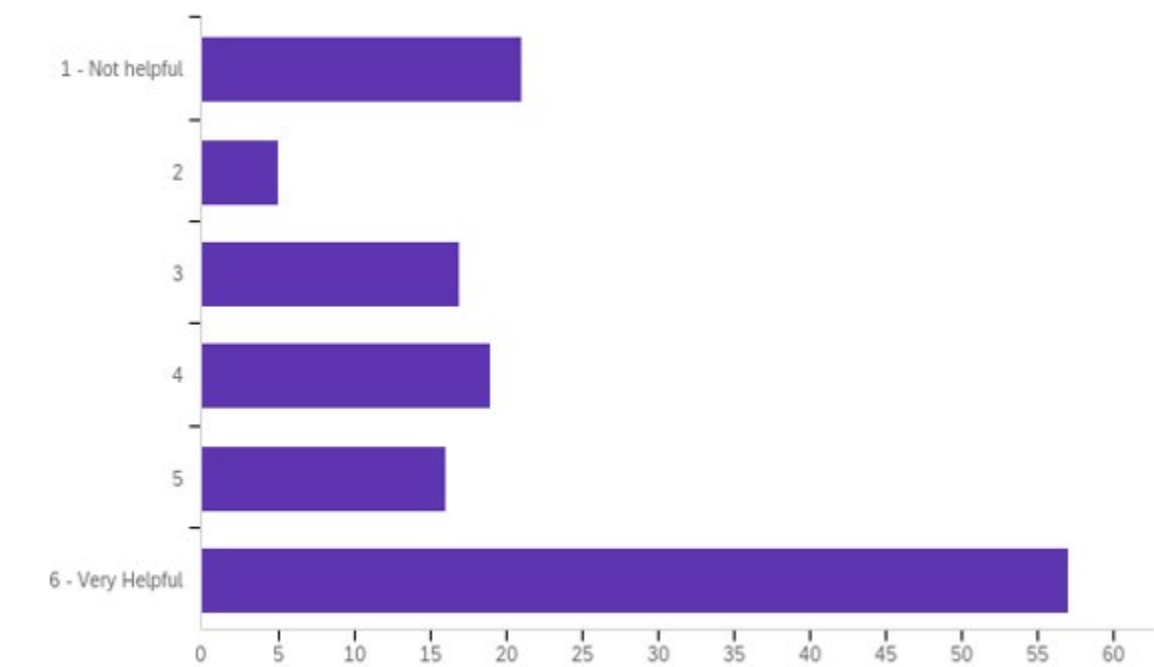
Full time education

research

Defense Industry

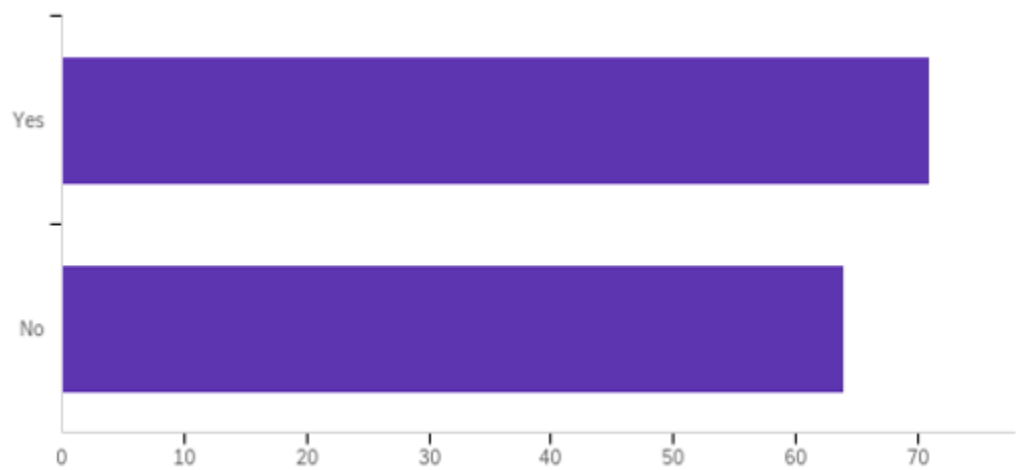
Medicare Sales

To what extent has your Excelsior degree been helpful in advancing your career?



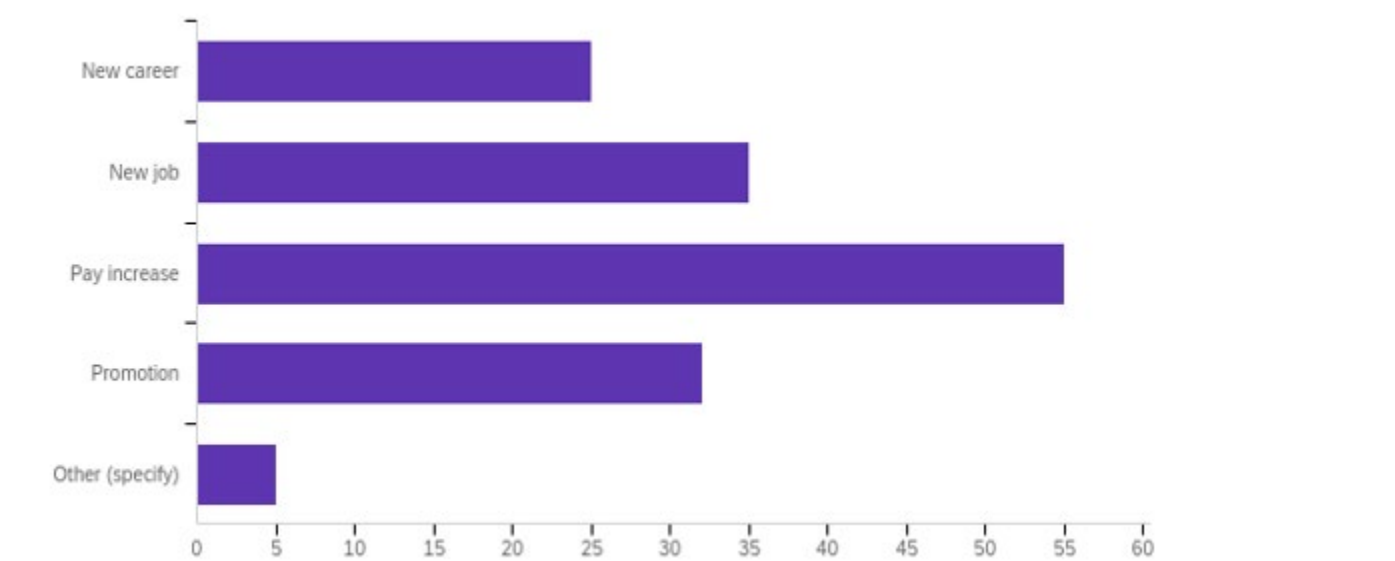
#	Answer	%	Count
1	1 - Not helpful	15.56%	21
2	2	3.70%	5
3	3	12.59%	17
4	4	14.07%	19
5	5	11.85%	16
6	6 - Very Helpful	42.22%	57
	Total	100%	135

Has earning your Excelsior degree led to a career advancement and/or pay increase?



#	Answer	%	Count
1	Yes	52.59%	71
2	No	47.41%	64
	Total	100%	135

If yes, in what ways has your degree benefited you? (Check all that apply.)



#	Answer	%	Count
1	New career	16.45%	25
2	New job	23.03%	35
3	Pay increase	36.18%	55
4	Promotion	21.05%	32
5	Other (specify)	3.29%	5
	Total	100%	152

Other (specify) - Text

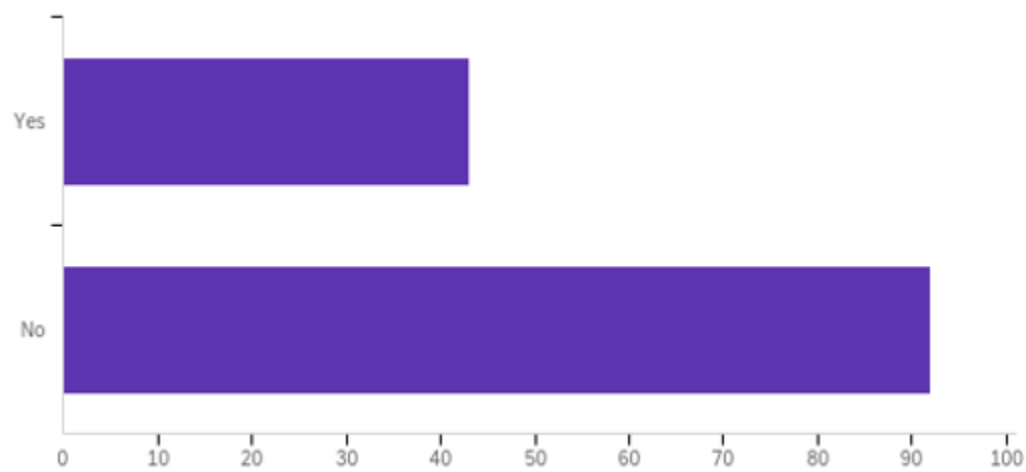
Advance from IT Analyst to Management Analyst as part of the Senior Management Team.

Graduate school

Got into law school

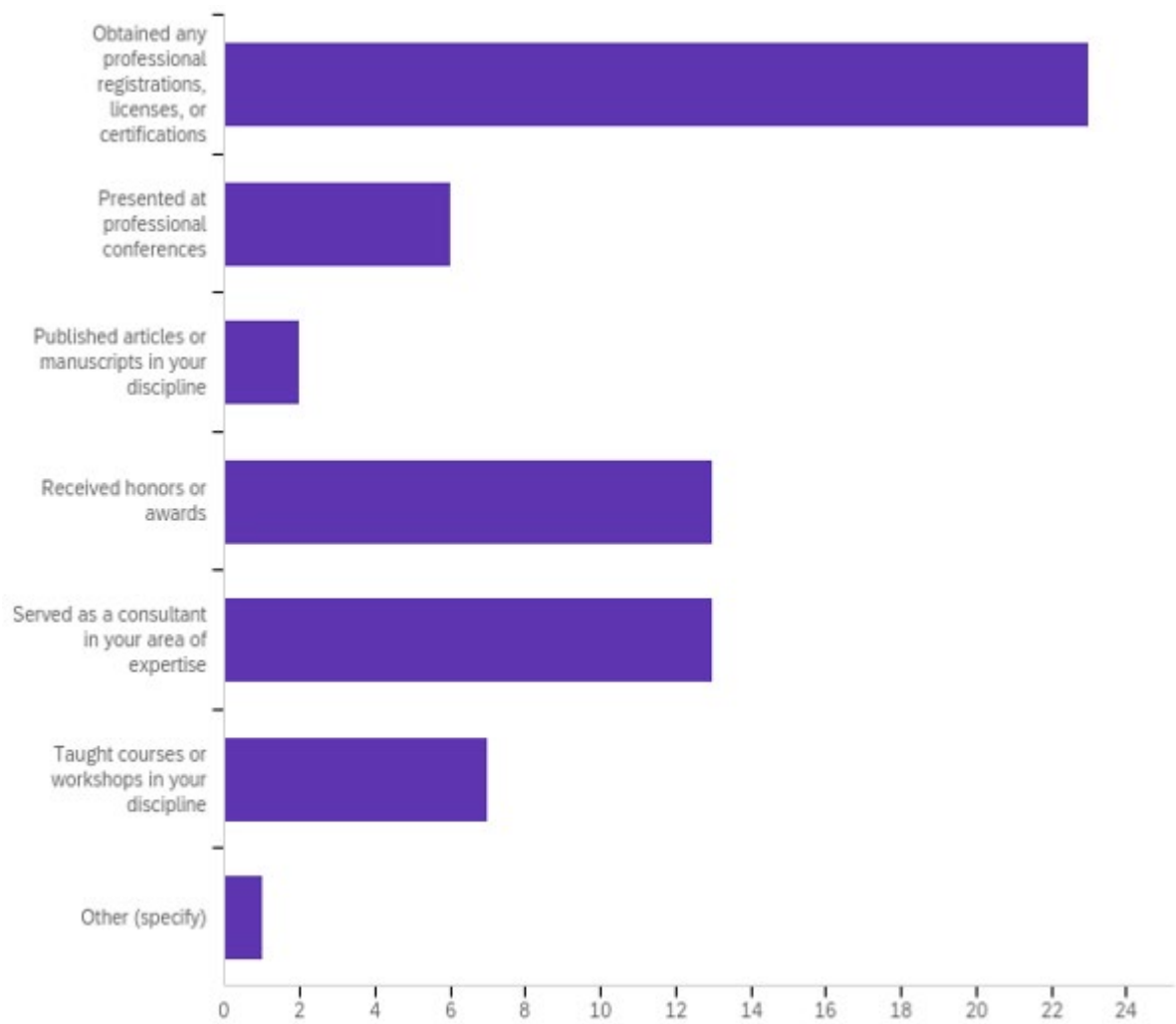
Currently in Law School

Since receiving your Excelsior degree, have you been recognized for your expertise?



#	Answer	%	Count
1	Yes	31.85%	43
2	No	68.15%	92
	Total	100%	135

If yes, please check all that apply.



#	Answer	%	Count
1	Obtained any professional registrations, licenses, or certifications	35.38%	23
2	Presented at professional conferences	9.23%	6
3	Published articles or manuscripts in your discipline	3.08%	2
4	Received honors or awards	20.00%	13
5	Served as a consultant in your area of expertise	20.00%	13
6	Taught courses or workshops in your discipline	10.77%	7
7	Other (specify)	1.54%	1

	Total	100%	65
--	-------	------	----

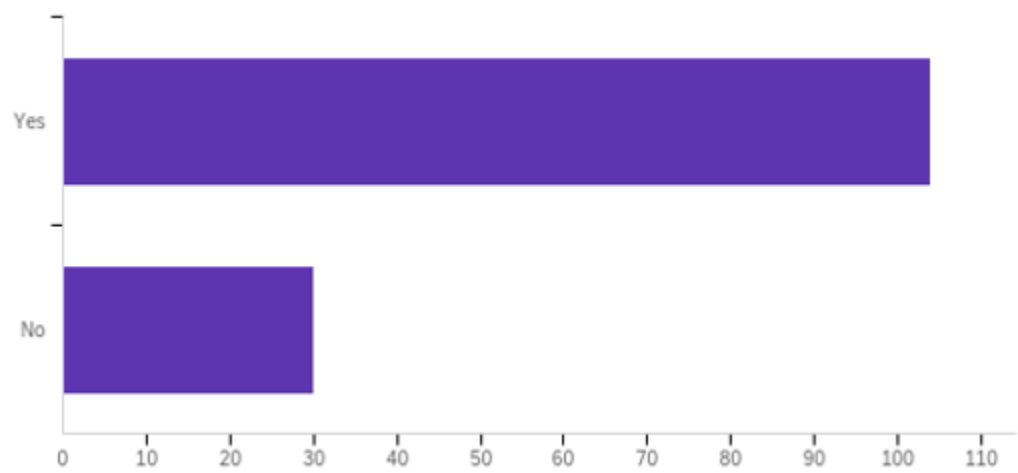
Other (specify) - Text

Called out routinely for experience and dedication

In which of the following ranges does your personal income fall?

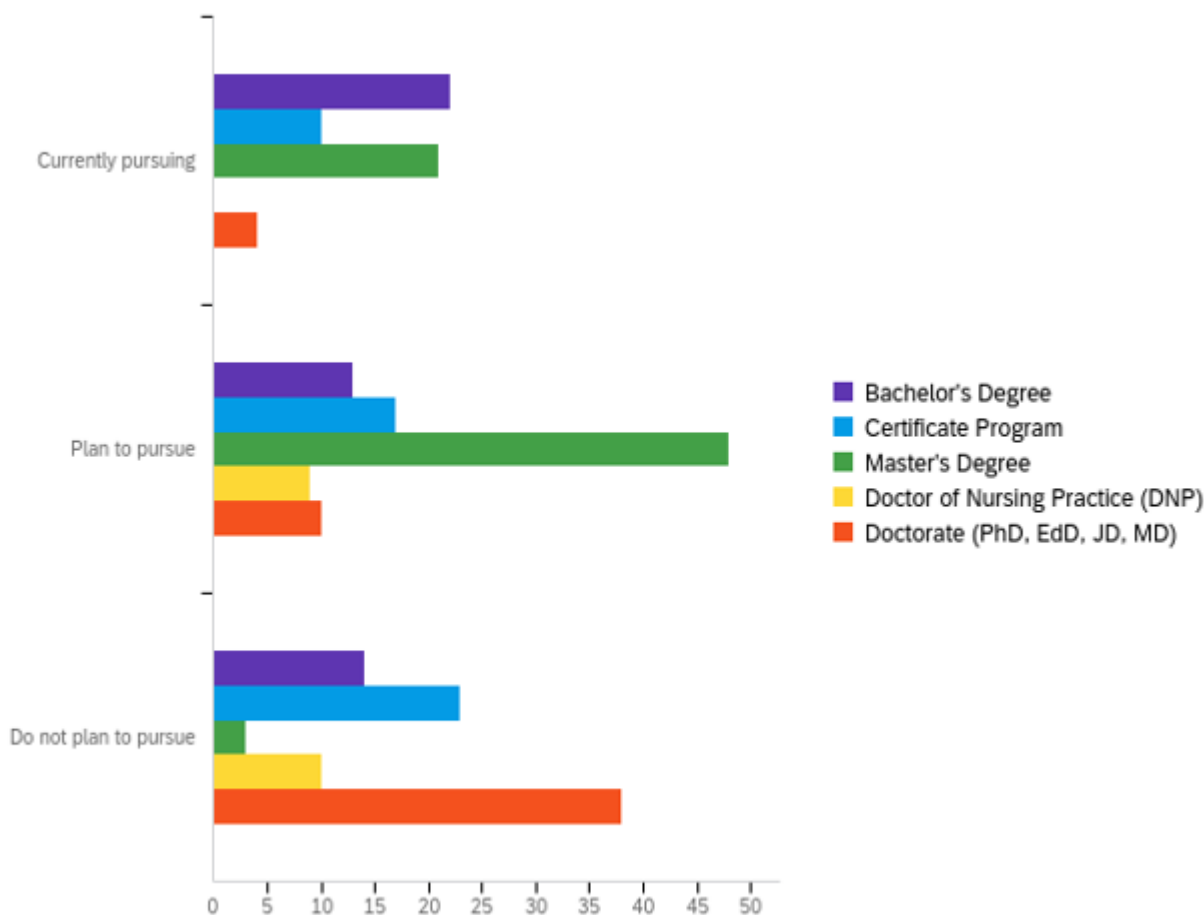
#	Answer	%	Count
1	\$24,999 or less	1.52%	2
2	\$25,000 to \$34,999	2.27%	3
3	\$35,000 to \$44,999	3.03%	4
4	\$45,000 to \$54,999	7.58%	10
5	\$55,000 to \$69,999	11.36%	15
6	\$70,000 to \$84,999	22.73%	30
7	\$85,000 to \$99,999	13.64%	18
8	\$100,000 to \$119,999	12.88%	17
9	\$120,000 or more	16.67%	22
10	Prefer not to answer	8.33%	11
	Total	100%	132

Do you have plans to seek additional education?



#	Answer	%	Count
1	Yes	77.61%	104
2	No	22.39%	30
	Total	100%	134

Please indicate whether you are currently pursuing, plan to pursue, or do not plan to pursue each of the degrees listed below.



#	Question	Currently pursuing	n	Plan to pursue	n	Do not plan to pursue	n	Total
1	Bachelor's Degree	44.90%	22	26.53%	13	28.57%	14	49
2	Certificate Program	20.00%	10	34.00%	17	46.00%	23	50
3	Master's Degree	29.17%	21	66.67%	48	4.17%	3	72
4	Doctor of Nursing Practice (DNP)	0.00%	0	47.37%	9	52.63%	10	19
5	Doctorate (PhD, EdD, JD, MD)	7.69%	4	19.23%	10	73.08%	38	52

Career and Educational Goals: For each goal below, please rate the *importance* of the goal when you enrolled at Excelsior, the extent to which you have now *achieved* the goal, and the extent to which Excelsior had an *impact* on your achievement of the goal.

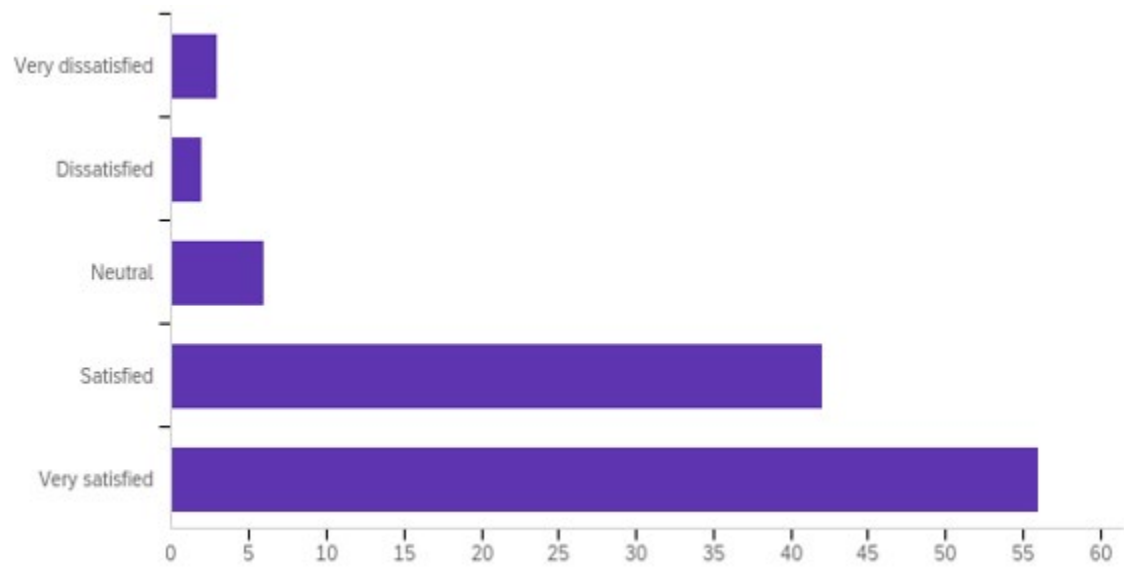
Importance rating: 1-6; 1=Not at all important; 6=Very important

Achievement rating: 1-6; 1=Not at all achieved; 6=Completely achieved

Impact rating: 1-6; 1=No impact; 6=Great impact

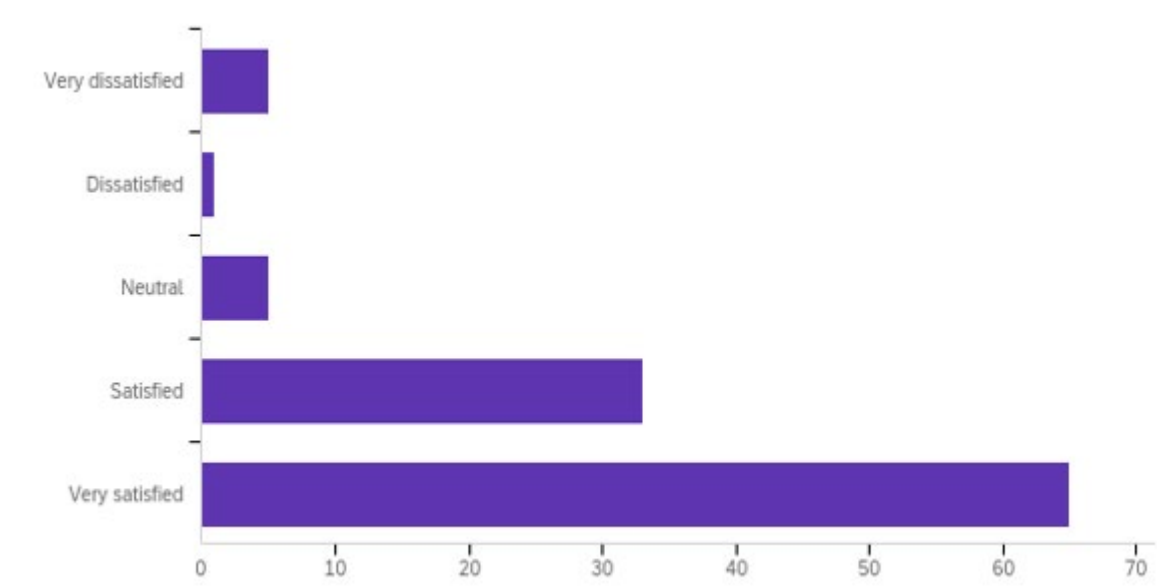
	Importance Mean	Achievement Mean	Impact Mean
Access new job opportunities	5.46	4.47	4.42
Attain professional goals	5.40	4.39	4.53
Career/professional development	5.50	4.71	4.75
Increased job security	5.30	4.36	4.43
Personal enrichment	5.31	5.15	5.04
Prepare for further education	4.82	4.97	4.81
Update knowledge and skills	5.34	5.33	5.07

How satisfied are you, overall, with your experiences at Excelsior?



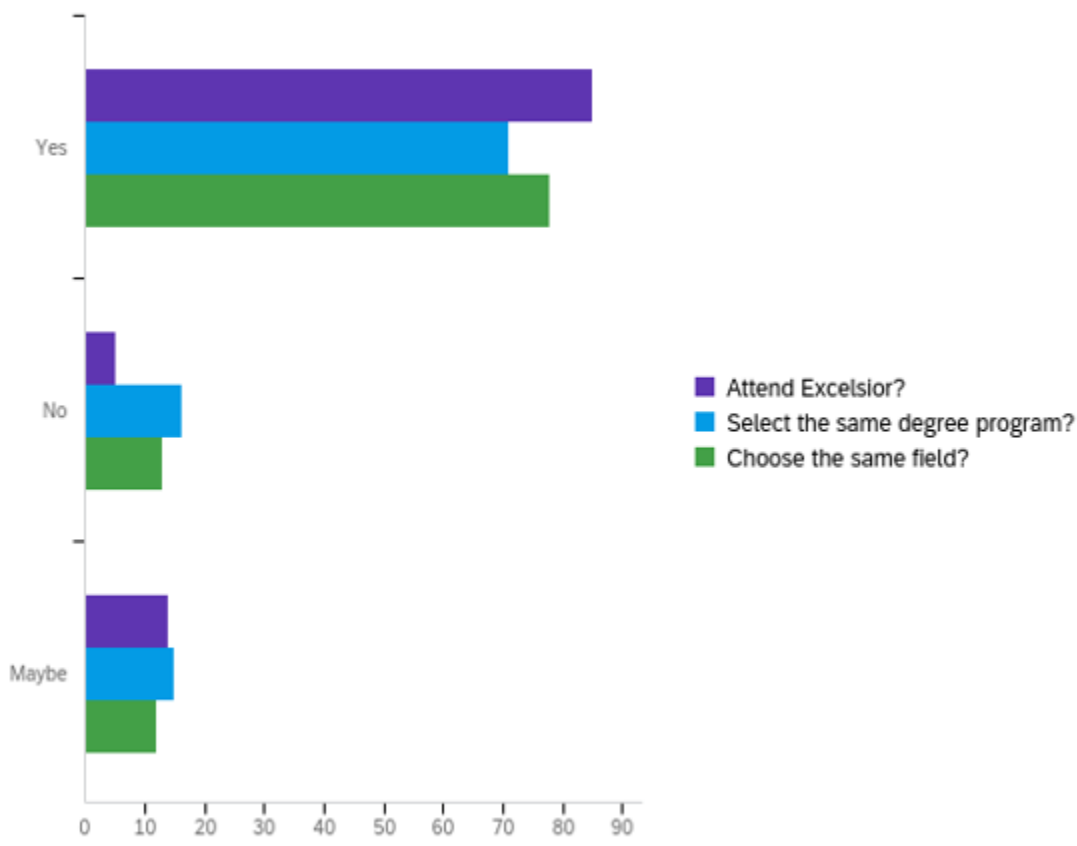
#	Answer	%	Count
1	Very dissatisfied	2.75%	3
2	Dissatisfied	1.83%	2
3	Neutral	5.50%	6
4	Satisfied	38.53%	42
5	Very satisfied	51.38%	56
	Total	100%	109

How satisfied are you that Excelsior helped you meet your program outcomes?



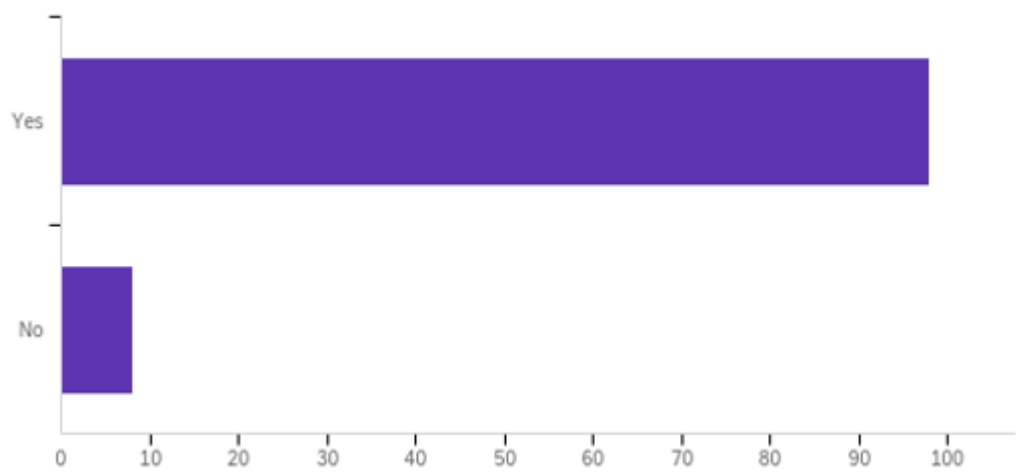
#	Answer	%	Count
1	Very dissatisfied	4.59%	5
2	Dissatisfied	0.92%	1
3	Neutral	4.59%	5
4	Satisfied	30.28%	33
5	Very satisfied	59.63%	65
	Total	100%	109

If you had it to do over again, would you:



#	Question	Yes	n	No	n	Maybe	n	Total
1	Attend Excelsior?	81.73%	85	4.81%	5	13.46%	14	104
2	Select the same degree program?	69.61%	71	15.69%	16	14.71%	15	102
3	Choose the same field?	75.73%	78	12.62%	13	11.65%	12	103

Would you recommend Excelsior to a friend or colleague interested in continuing their education?



#	Answer	%	Count
1	Yes	92.45%	98
2	No	7.55%	8
	Total	100%	106