

Excelsior College Exit Survey Results

(Updated June 2018)

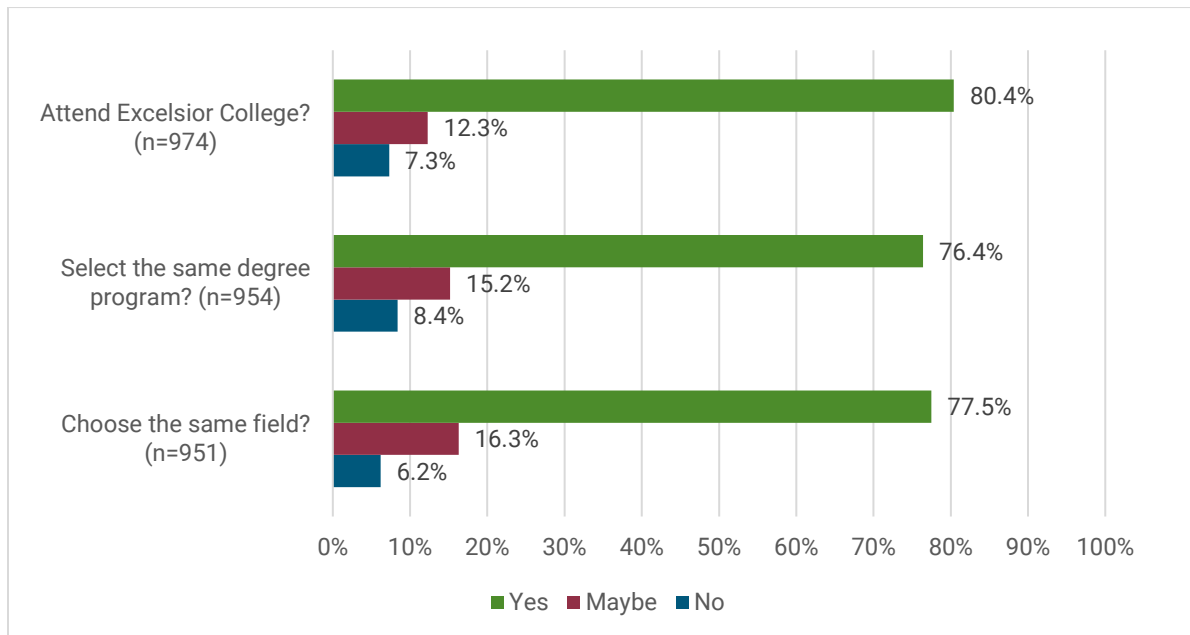
This survey is part of an effort to learn as much as we can about the experiences of our graduates while enrolled at the College. The data we are collecting is very important to the College as we engage in the ongoing process of program review. Alumni feedback is extremely valuable to us as their responses help ensure the quality and continued accreditation of our degree programs.

The exit survey collects information regarding the graduates' current employment status, future educational plans, their achievement of specific goals and Excelsior College's impact on those goals, their level of satisfaction with the College, importance and satisfaction with resources provided at Excelsior College, and their achievement of general education outcomes.

During Excelsior's Fiscal Year 2017, the survey was sent to 4,316 new graduates. A total of 1,226 responded, resulting in a response rate of 28.4%. Respondents to the survey graduated between July 2016 and June 2017.

Overall Impression of College, Program and Career

If you had it to do over again, would you:



Would you recommend Excelsior College to a friend or colleague interested in continuing their education? (N = 1,029)

- Yes 91.7%
- No 8.3%

Employment and Professional Affiliations

Are you currently employed? (N = 1,161)

- Yes, full time 77.1%
- Yes, part time 8.4%
- No, seeking employment 6.9%
- No, not seeking employment 2.8%
- No, retired 1.9%
- No, enrolled in an educational program 2.9%

In what field are you employed? (N = 993)

- Nursing 30.9%
- Military Service 23.8%
- Education (preK-12) 5.8%
- Health Care (non-nursing) 5.4%
- Government (employee or contractor) 5.0%
- Other 4.9%
- Business/Management 3.7%
- Computer/Information Technology 2.3%
- Education (other) 2.0%
- Energy/Utilities 1.7%
- Engineering 1.1%
- Criminal Justice 1.0%
- Education (college/university) 1.0%
- Transportation/Logistics 1.0%

The following fields were reported by fewer than 1% of respondents: Financial Services, Insurance, Manufacturing, Nuclear Engineering Technology, Public Safety, Accounting, Aviation/Aerospace, Electrical Engineering Technology, Human Resources, Marketing/Sales, Retail/Wholesale Trade, Counseling/Social Work, Law, Communications, Computer Science, Construction, Emergency Management, Food Services, Public Health, Public Administration.

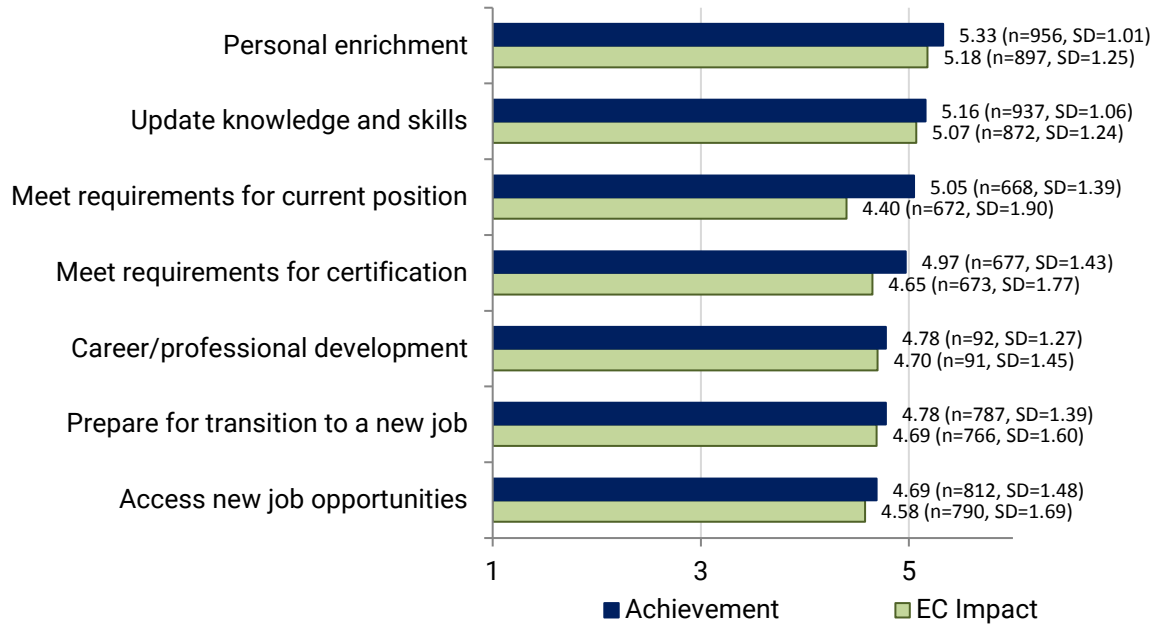
Future Educational Plans

Are you planning or considering enrollment in any educational program now that you have completed your Excelsior College degree? (N = 1,008)

- No 21.3%
- Yes, a bachelor's program 29.2%
- Yes, a certificate program 2.7%
- Yes, graduate courses 3.5%
- Yes, a master's program 38.1%
- Yes, a doctoral program (DNP, EdD, JD, MD, PhD, etc.) 1.1%
- Other 4.2%

Career and Educational Goals

Please indicate the extent to which you have **achieved** each goal and the extent to which Excelsior College had an **impact** on your achievement. (Mean ratings)



Likert scale: Achievement: 1 = Not at all achieved, 6 = Completely achieved

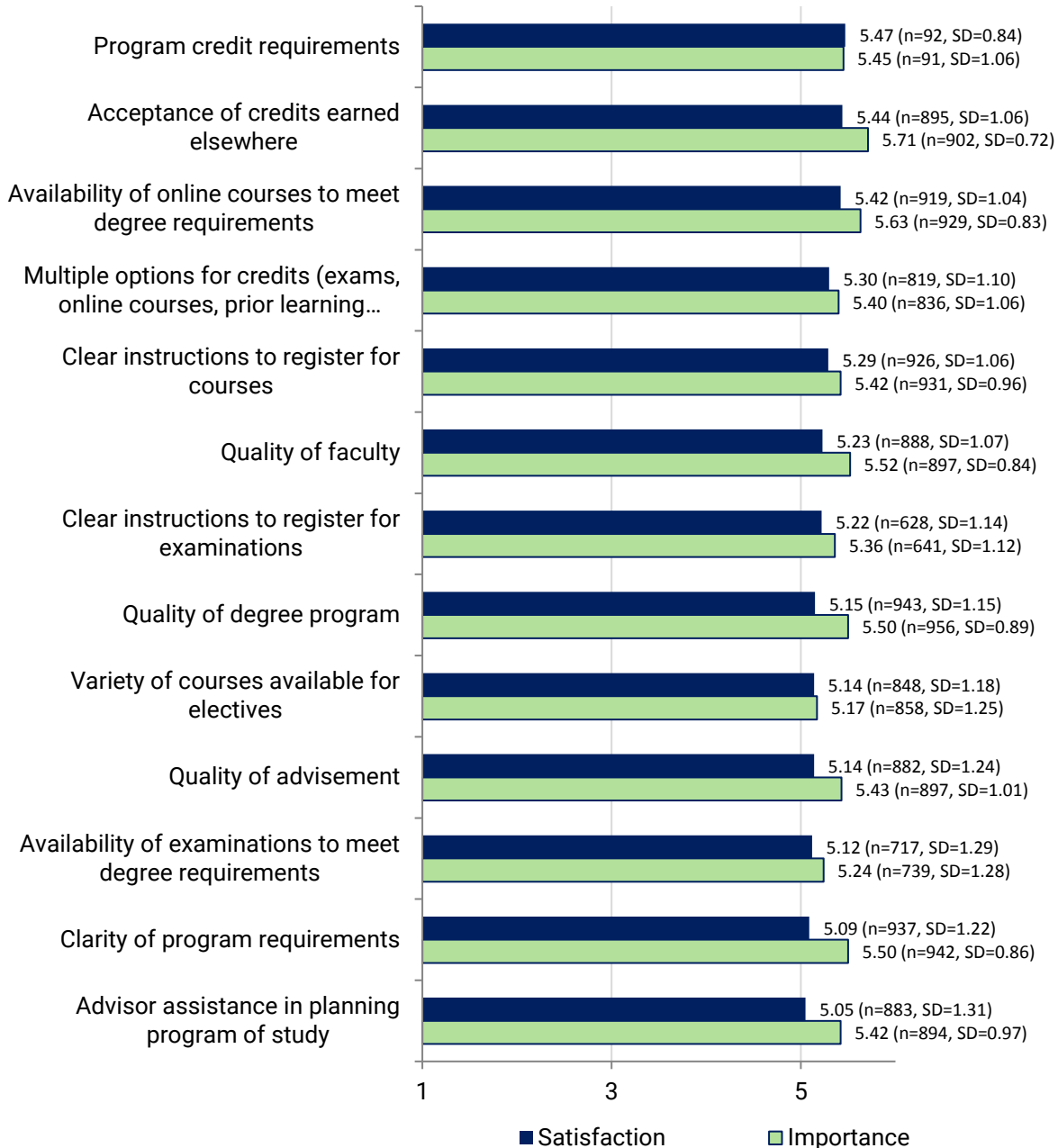
Likert scale: Excelsior College Impact: 1 = No impact, 6 = Great impact

Means are provided (Numbers of responses and standard deviations are in parenthesis)

Aspects of the Excelsior College Experience

Please indicate how **important** each aspect of the Excelsior College experience was to you and how **satisfied** you were with it. (Mean ratings)

Items related to Academic Experience:

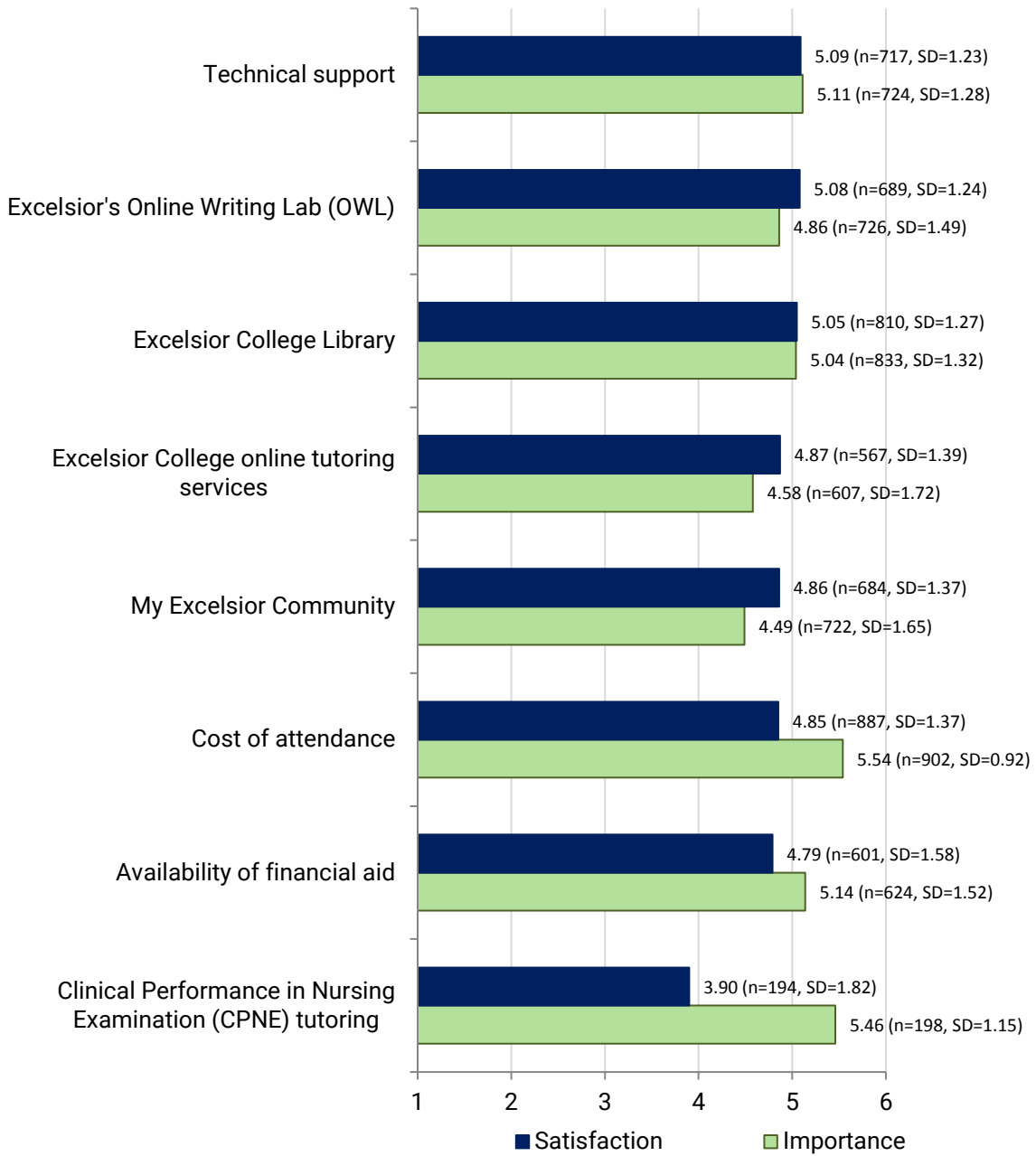


Likert scale: Satisfaction: 1 = Not at all satisfied, 6 = Very satisfied

Likert scale: Importance: 1 = Not at all important, 6 = Very important

Means are provided (Numbers of responses and standard deviations are in parenthesis)

Items Related to Other Aspects of the Excelsior College Experience:



Likert scale: Satisfaction: 1 = Not at all satisfied, 6 = Very satisfied

Likert scale: Importance: 1 = Not at all important, 6 = Very important

Means are provided (Numbers of responses and standard deviations are in parenthesis)

General Education Outcomes

Please indicate the degree to which you believe you have achieved each of these outcomes.

(N = 845 - 855)

Statement	Achievement	
	Mean	SD
Utilize information effectively in an ethical and legal manner	5.40	0.91
Evaluate the credibility of information from various sources	5.35	0.93
Effectively express oneself in writing, with clarity, persuasiveness, and coherence using standard conventions of English	5.33	0.94
Understand and appreciate the complexities of diversity	5.33	0.99
Interact effectively with people from backgrounds and cultures different from you	5.32	1.01
Analyze global issues from different perspectives that consider diverse views (politics, culture, economics, and religion)	5.21	1.12
Identify effective solutions for ethical and social issues faced by individuals or communities	5.18	1.11
Effectively express oneself orally, with clarity, persuasiveness, and coherence using standard conventions of English	5.18	1.12
Articulate the importance of social responsibility and civic engagement	5.18	1.13
Utilize scientific reasoning and basic mathematical calculations in problem solving	5.03	1.18

Likert scale: 1 = Not at all achieved, 6 = Completely achieved

SD = Standard Deviation