

Excelsior College One Year Survey Results

(Updated June 2018)

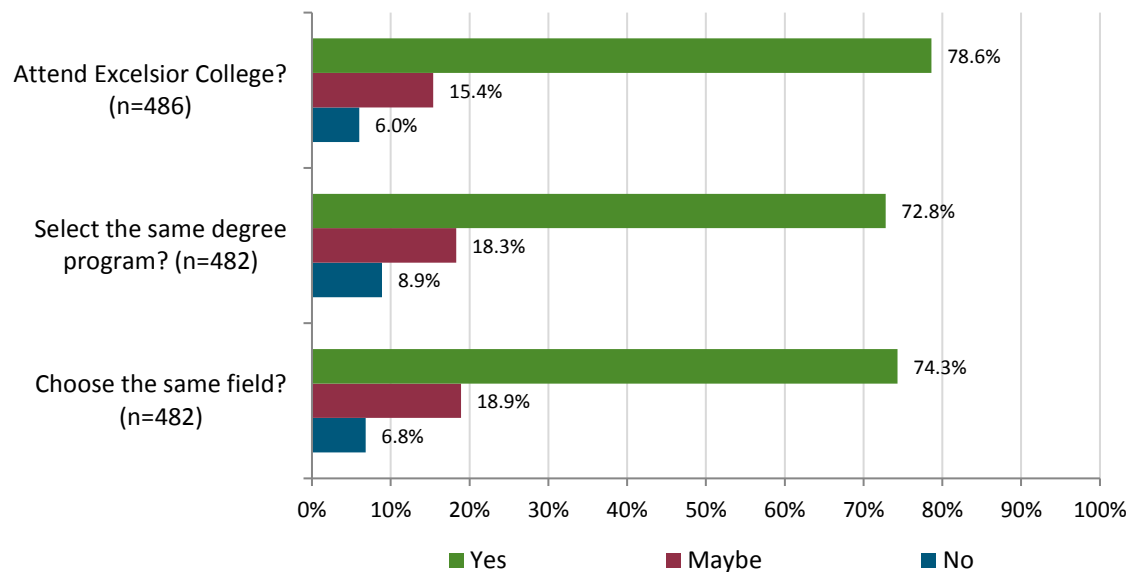
This survey is part of an effort to learn as much as we can about the experiences of our graduates while enrolled at the College. The data we are collecting is very important to the College as we engage in the ongoing process of program review. As a recent graduate of the college alumni feedback is extremely valuable to us as their responses help ensure the quality and continued accreditation of our degree programs.

The One year survey collects information on the graduates' satisfaction with Excelsior College, their future educational plans, current educational, employment, and income status, and impact that the educational process has had on these career and educational goals.

The One Year Post-graduation survey was sent to 4,013 graduates. A total of 588 responded, resulting in a response rate of 14.7%. Respondents to the survey graduated between July 2015 and June 2016.

Overall Impression of College, Program, and Career

If you had it to do over again, would you:



Employment and Professional Affiliations

Are you currently employed? (N = 551)

- Yes, full time 79.7%
- Yes, part time 6.5%
- No, seeking employment 3.8%
- No, not seeking employment 1.5%
- No, retired 3.1%
- No, enrolled in an educational program 5.4%

In what field are you employed? (N = 472)

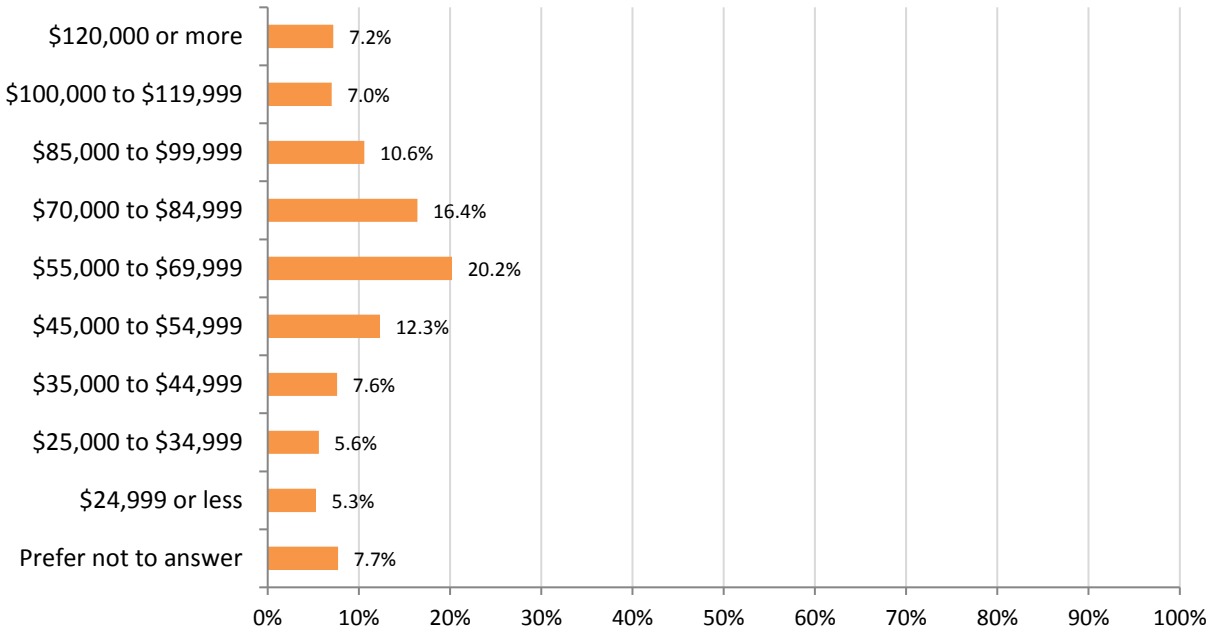
- Nursing 35.6%
- Military Service 18.6%
- Government (employee or contractor) 8.5%
- Computer/Information Technology 4.0%
- Education (preK-12) 4.0%
- Other 3.8%
- Health Care (non-nursing) 2.5%
- Business/Management 2.3%
- Education (college/university) 2.3%
- Engineering 2.1%
- Education (other) 1.9%
- Public Safety 1.3%
- Aviation/Aerospace 1.1%
- Criminal Justice 1.1%
- Financial Services 1.1%

The following fields were reported by fewer than 1% of respondents: Energy/Utilities, Insurance, Research (health science), Accounting, Electrical Engineering Technology, Human Resources, Law, Manufacturing, Nongovernmental Organization (employee or contractor), Nuclear Engineering Technology, Transportation/Logistics, Construction, Marketing/Sales, Retail/Wholesale Trade, Communications, Counseling/Social Work, Emergency Management, Public Health.

Is this field related to the degree you earned at Excelsior College? (N = 476)

- Yes 72.3%
- No 27.7%

In which of the following ranges does your annual personal income fall? (N = 568)



To what extent has your Excelsior College degree been helpful in advancing your career? (N = 575)

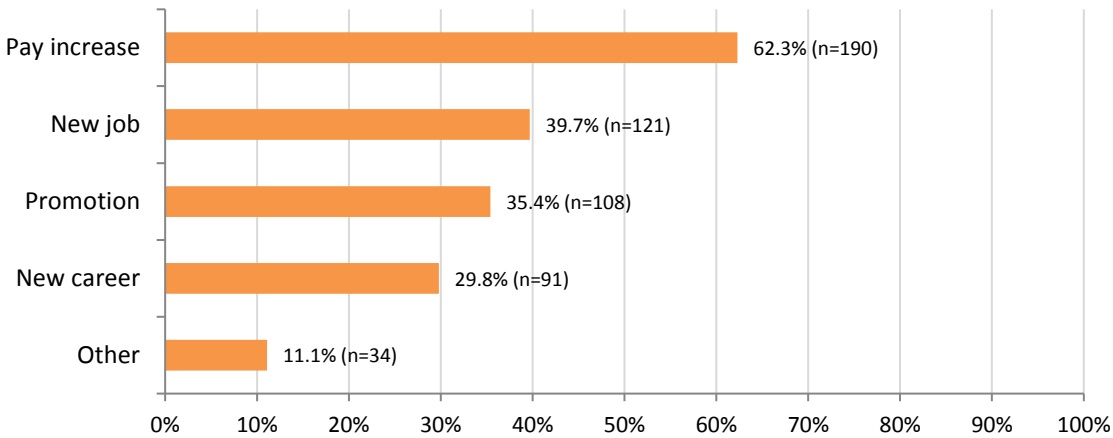
- Rating 6 (Very helpful): 45.0%
- Rating 5: 19.1%
- Rating 4: 16.3%
- Rating 3: 10.1%
- Rating 2: 2.8%
- Rating 1 (Not helpful): 6.6%

Note: Response options ranged from 1 = not helpful, to 6 = very helpful.

Has earning your Excelsior College degree led to a career advancement and/or pay increase? (N = 541)

- Yes 56.4%
- No 43.6%

In what ways has your degree benefited you?

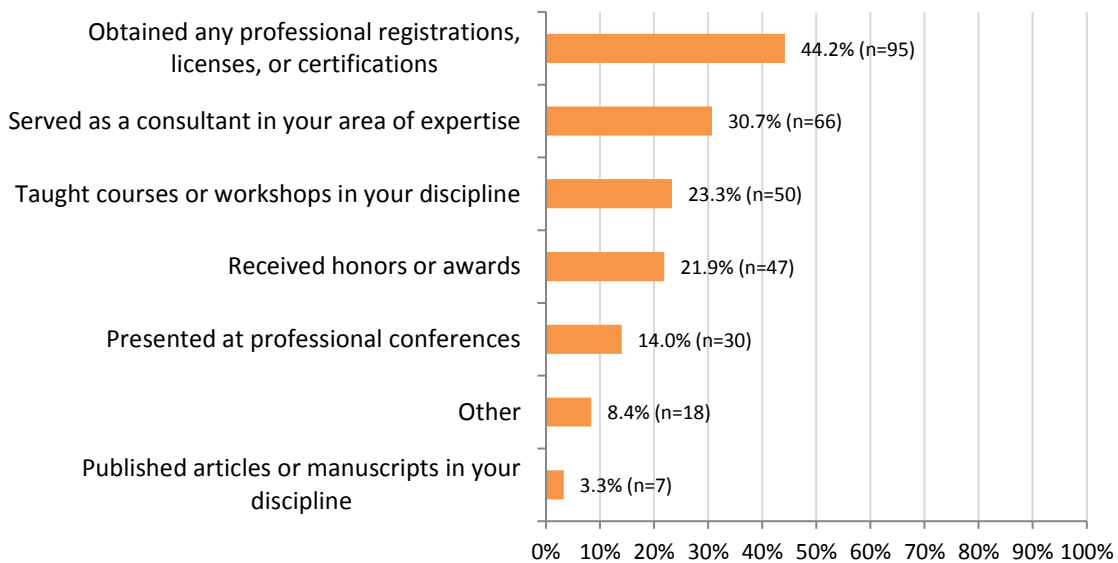


Note: Graduates may select more than one response option, so the total of all percentages above may exceed 100%.

Since receiving your Excelsior College degree, have you been recognized for your expertise? (N = 543)

- Yes 39.6%
- No 60.4%

In what ways have you been recognized for your expertise?

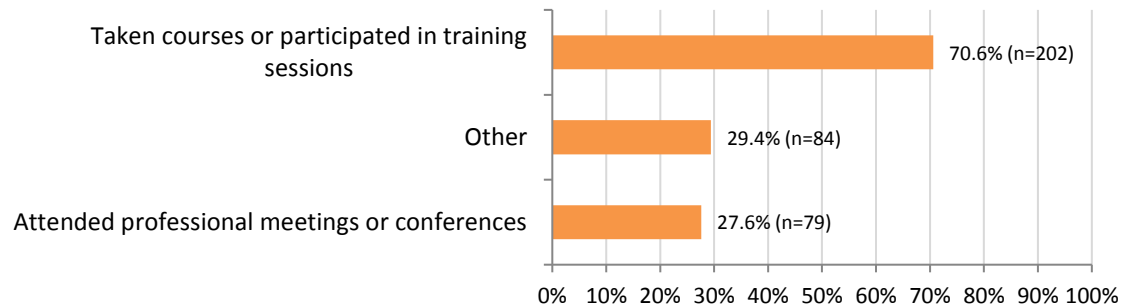


Note: Graduates may select more than one response option, so the total of all percentages above may exceed 100%.

Since receiving your Excelsior College degree, have you pursued further professional education?
(N = 541)

- Yes 52.9%
- No 47.1%

Which types of education have you pursued?



Note: Graduates may select more than one response option, so the total of all percentages above may exceed 100%.

Future Educational Plans

Do you have plans to seek additional education? (N = 564)

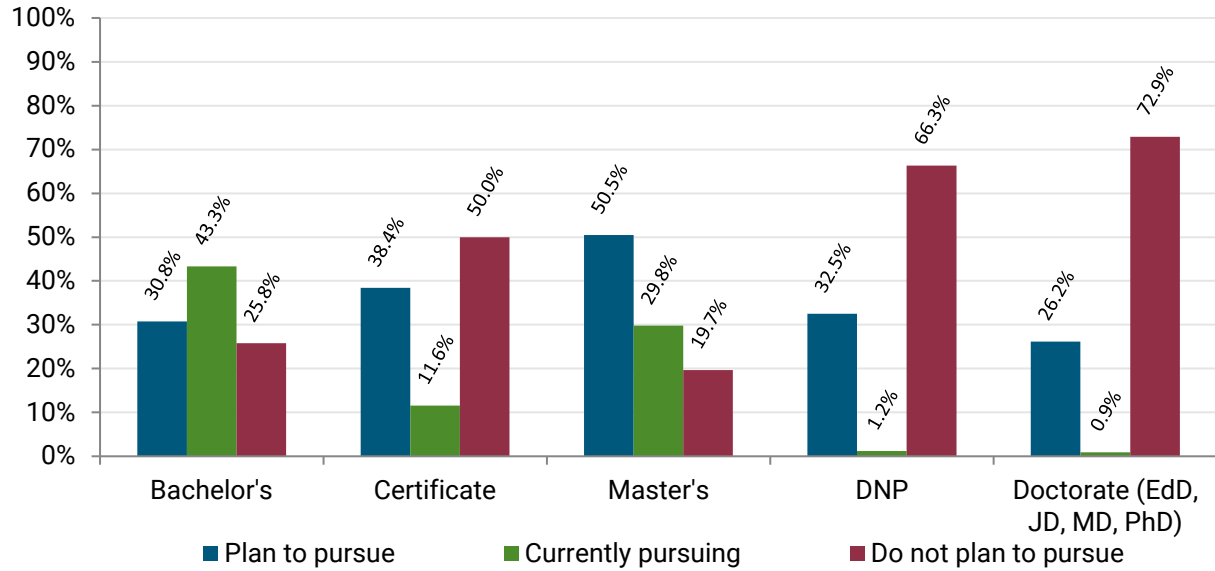
- Yes 81.4%
- No 18.6%

How well prepared do you feel to continue your education? (N = 470)

- Very well 44.5%
- Well 37.7%
- Somewhat well 15.5%
- Somewhat poorly 1.9%
- Poorly 0.2%
- Very poorly 0.2%

Please indicate whether you hold, are currently pursuing, plan to pursue, or do not plan to pursue each of the degrees listed below.

(Bachelor's n = 240; Certificate n = 198; Master's n = 376; Doctor of Nursing Practice (DNP) n = 83; Doctorate n = 214. Percentages are displayed only for degrees with five or more responses.)



Military Advancement and Civilian Life

Have you ever served in the armed forces? (N = 536)

- I have never served in the armed forces. 52.2%
- I have previously served in the armed forces. 28.0%
- I am currently serving in the armed forces. 19.8%

Military Advancement: To what extent has your degree been helpful to you in advancing your military career? (N = 104)

- Rating 6 (Very helpful): 31.7%
- Rating 5: 17.3%
- Rating 4: 25.0%
- Rating 3: 13.5%
- Rating 2: 1.0%
- Rating 1 (Not helpful): 11.5%

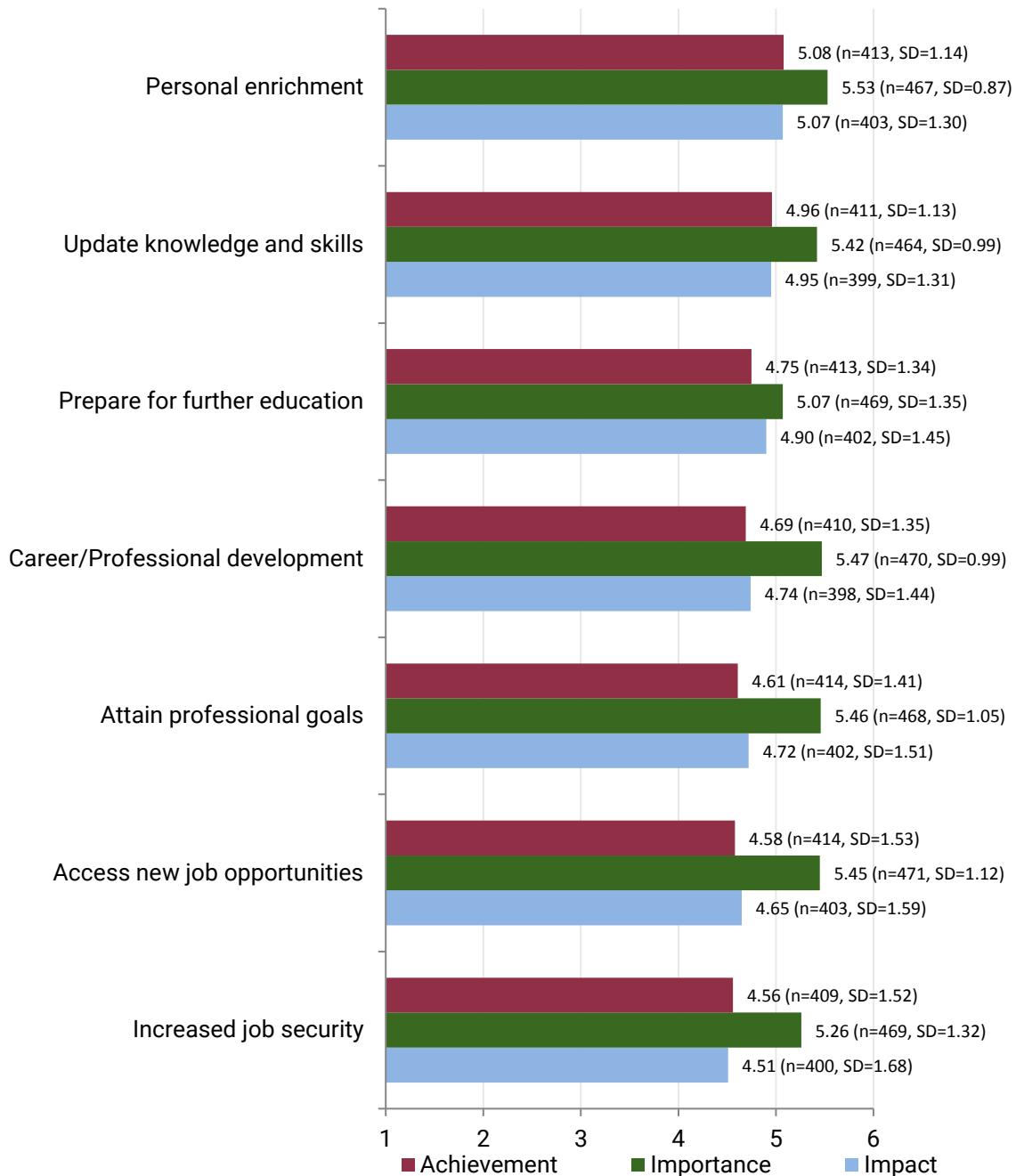
Civilian Life: To what extent was your degree helpful in the transition to civilian life? (N = 147)

- Rating 6 (Very helpful): 32.0%
- Rating 5: 11.6%
- Rating 4: 12.9%
- Rating 3: 12.9%
- Rating 2: 4.8%
- Rating 1 (Not helpful): 25.9%

Note: For items related to Military Advancement and Civilian Life, response options ranged from 1 = not helpful, to 6 = very helpful.

Career and Educational Goals

For each goal, rate the **importance** of the goal when you enrolled at Excelsior College, the extent to which you have now **achieved** each goal, and the extent to which Excelsior College had an **impact** on your achievement of the goal. (Mean ratings)



Likert scale: Achievement: 1 = Not at all achieved, 6 = Completely achieved

Likert scale: Importance: 1 = Not at all important, 6 = Very important

Likert scale: Impact: 1 = No impact, 6 = Great impact

Means are provided (Numbers of responses and standard deviations are in parenthesis.)

Satisfaction with Excelsior College

How satisfied are you, overall, with your experiences at Excelsior College? (N = 516)

- Very satisfied 56.6%
- Satisfied 31.2%
- Neutral 6.8%
- Dissatisfied 1.7%
- Very dissatisfied 3.7%

How satisfied are you that Excelsior College helped you meet your program outcomes? (N = 516)

- Very satisfied 55.4%
- Satisfied 34.1%
- Neutral 6.6%
- Dissatisfied 0.8%
- Very dissatisfied 3.1%

Would you recommend Excelsior College to friends or colleagues interested in continuing their education? (N = 515)

- Yes 92.2%
- No 7.8%